










Residual current operated circuit breaker, 2-pole, type F, short-time delayed, In: 40 A, 30 mA, Un AC: 230 V

| Model | |
|--|---|
| product brand name | SENTRON |
| product designation | Residual current operated circuit breaker |
| design of the product | Short-time delayed |
| product type designation | 5SV3 |
| General technical data | |
| number of poles | 2 |
| size of installation devices according to DIN 43880 | 1 |
| mechanical service life (operating cycles) typical | 10 000 |
| short-circuit current of series fuse maximum permissible | 80 A |
| short-circuit current rating | 10 kA |
| switching function short-term delayed | Yes |
| degree of pollution | 2 |
| insulation voltage (Ui) rated value | 2 000 V |
| tripping fault current rated value | 30 mA |
| let-through current permissible | 5 200 A |
| I ² t value permissible | 58 000 A ² ·s |
| Supply voltage | |
| supply voltage for testing equipment minimum | 195 V |
| value range of the supply voltage frequency | 50 Hz |
| value range of the operating frequency | 50/60 Hz |
| value range of the supply voltage at AC | 230 V |
| Protection class | |
| protection class IP | IP20, if the distribution board is installed, with connected conductors |
| Breaking Capacity | |
| switching capacity current | |
| • according to IEC 61008-1 rated value | 0.5 kA |
| grid spacing | 60 mm |
| Dissipation | |
| power loss [W] | |
| • for rated value of the current at AC in hot operating state per pole | 1.5 W |
| • maximum | 3 W |
| Appearance | |
| RAL color number | 7 035 |
| RAL color number (similar) | 7 035 |

| Product details | |
|--|--|
| product feature silicon-free | Yes |
| product extension installable supplementary devices | Yes |
| Connections | |
| connectable conductor cross-section solid | |
| • minimum | 0.75 mm ² |
| • maximum | 35 mm ² |
| connectable conductor cross-section stranded | |
| • minimum | 0.75 mm ² |
| • maximum | 35 mm ² |
| tightening torque with screw-type terminals | |
| • minimum | 2.5 N·m |
| • maximum | 3 N·m |
| position of power supply cord | top or bottom |
| Mechanical Design | |
| height | 90 mm |
| width | 36 mm |
| depth | 70 mm |
| installation depth | 70 mm |
| number of modular width units | 2 |
| fastening method | DIN rail |
| mounting position | any |
| Net Weight | 214 g |
| Environmental conditions | |
| ambient temperature during operation | |
| • minimum | -25 °C |
| • maximum | 45 °C |
| ambient temperature during storage minimum | -40 °C |
| number of test cycles for environmental testing according to IEC 60068-2-30 | 28 |
| Approvals Certificates | |
| Environment | General Product Approval |
| Environmental Confirmations  | Environmental Confirmations  |
| | Miscellaneous  |
| General Product Approval | EMV |
| Confirmation  |  |
| |  |
| | Miscellaneous  |
| other | Railway |
| Confirmation | Special Test Certificate |
| | Transport Information |
| Further information | |
| Information on the packaging https://support.industry.siemens.com/cs/ww/en/view/109813875 Information for data generation and storage https://support.industry.siemens.com/cs/ww/en/view/109995012 Information- and Downloadcenter (Catalogs, Brochures,...) https://www.siemens.com/lowvoltage/catalogs Industry Mall (Online ordering system) https://mall.industry.siemens.com/mall/en/en/Catalog/product?mlfb=5SV3314-3 | |

Service&Support (Manuals, Certificates, Characteristics, FAQs,...)

<https://support.industry.siemens.com/cs/ww/en/ps/5SV3314-3>

Image database (product images, 2D dimension drawings, 3D models, device circuit diagrams, ...)

https://www.automation.siemens.com/bilddb/cax_en.aspx?mlfb=5SV3314-3

CAx-Online-Generator

<https://www.siemens.com/cax>

Tender specifications

<https://www.siemens.com/specifications>

Characteristic curves

https://curves.simaris.siemens.com/curves/<mmp_prod_noCOMP='HAUPT'></mmp_prod_no>





last modified:

10/9/2025

