












Residual current operated circuit breaker, 2-pole, type A, short-time delayed, In: 25 A, 30 mA, Un AC: 230 V

Model	
product brand name	SENTRON
product designation	Residual current operated circuit breaker
design of the product	Short-time delayed
product type designation	5SV3
General technical data	
number of poles	2
size of installation devices according to DIN 43880	1
mechanical service life (operating cycles) typical	10 000
short-circuit current of series fuse maximum permissible	80 A
short-circuit current rating	10 kA
switching function short-term delayed	Yes
degree of pollution	2
insulation voltage (Ui) rated value	2 000 V
tripping fault current rated value	30 mA
let-through current permissible	5 200 A
I <sup>2</sup> t value permissible	58 000 A <sup>2</sup> ·s
Supply voltage	
supply voltage for testing equipment minimum	195 V
value range of the supply voltage frequency	50 Hz
value range of the operating frequency	50/60 Hz
value range of the supply voltage at AC	230 V
Protection class	
protection class IP	IP20, if the distribution board is installed, with connected conductors
Breaking Capacity	
switching capacity current	
• according to IEC 61008-1 rated value	0.5 kA
grid spacing	60 mm
Dissipation	
power loss [W]	
• for rated value of the current at AC in hot operating state per pole	0.8 W
• maximum	1.6 W
Appearance	
RAL color number	7 035
RAL color number (similar)	7 035

Product details			
product feature silicon-free	Yes		
product extension installable supplementary devices	Yes		
Connections			
connectable conductor cross-section solid			
• minimum	0.75 mm <sup>2</sup>		
• maximum	35 mm <sup>2</sup>		
connectable conductor cross-section stranded			
• minimum	0.75 mm <sup>2</sup>		
• maximum	35 mm <sup>2</sup>		
tightening torque with screw-type terminals			
• minimum	2.5 N·m		
• maximum	3 N·m		
position of power supply cord	top or bottom		
Mechanical Design			
height	90 mm		
width	36 mm		
depth	70 mm		
installation depth	70 mm		
number of modular width units	2		
fastening method	DIN rail		
mounting position	any		
Net Weight	214.5 g		
Environmental conditions			
ambient temperature during operation			
• minimum	-25 °C		
• maximum	45 °C		
ambient temperature during storage minimum	-40 °C		
number of test cycles for environmental testing according to IEC 60068-2-30	28		
Approvals Certificates			
Environment	General Product Approval		
<a href="#">Environmental Confirmations</a> 	<a href="#">Environmental Confirmations</a>   		
	<a href="#">Miscellaneous</a> 		
	<a href="#">Confirmation</a>  		
Test Certificates	other	Railway	Dangerous goods
<a href="#">Miscellaneous</a> 	<a href="#">Confirmation</a>	<a href="#">Special Test Certificate</a>	<a href="#">Transport Information</a>
Further information			
Information on the packaging <a href="https://support.industry.siemens.com/cs/ww/en/view/109813875">https://support.industry.siemens.com/cs/ww/en/view/109813875</a> Information for data generation and storage <a href="https://support.industry.siemens.com/cs/ww/en/view/109995012">https://support.industry.siemens.com/cs/ww/en/view/109995012</a> Information- and Downloadcenter (Catalogs, Brochures,...) <a href="https://www.siemens.com/lowvoltage/catalogs">https://www.siemens.com/lowvoltage/catalogs</a> Industry Mall (Online ordering system) <a href="https://mall.industry.siemens.com/mall/en/en/Catalog/product?mlfb=5SV3312-6KK01">https://mall.industry.siemens.com/mall/en/en/Catalog/product?mlfb=5SV3312-6KK01</a>			

Service&Support (Manuals, Certificates, Characteristics, FAQs,...)

<https://support.industry.siemens.com/cs/ww/en/ps/5SV3312-6KK01>

Image database (product images, 2D dimension drawings, 3D models, device circuit diagrams, ...)

[https://www.automation.siemens.com/bilddb/cax\\_en.aspx?mlfb=5SV3312-6KK01](https://www.automation.siemens.com/bilddb/cax_en.aspx?mlfb=5SV3312-6KK01)

CAx-Online-Generator

<https://www.siemens.com/cax>

Tender specifications

<https://www.siemens.com/specifications>

Characteristic curves

[https://curves.simaris.siemens.com/curves/<mmp\\_prod\\_noCOMP='HAUPT'></mmp\\_prod\\_no>](https://curves.simaris.siemens.com/curves/<mmp_prod_noCOMP='HAUPT'></mmp_prod_no>)





