

phase-out type semiconductor relay, 3-phase 3RF2 55 A / 40 °C 48-600 V / 4-30 V DC 3-phase controlled ring cable terminal blocking voltage 1200 V for mounting on available cooling surfaces

product brand name	SIRIUS
product designation	solid-state relay
design of the product	3-pole controlled
product type designation	3RF22
manufacturer's article number	
<ul style="list-style-type: none"> • _2 of the accessories that can be ordered 	3RF2900-0EA18
product designation	
<ul style="list-style-type: none"> • _2 of the accessories that can be ordered 	converter
General technical data	
product function	zero-point switching
power loss [W] for rated value of the current	
<ul style="list-style-type: none"> • at AC in hot operating state 	226 W
<ul style="list-style-type: none"> • at AC in hot operating state per pole 	226 W
<ul style="list-style-type: none"> • without load current share typical 	0.5 W
insulation voltage rated value	600 V
surge voltage resistance of main circuit rated value	6 kV
protection class IP	IP00
protection class IP on the front according to IEC 60529	IP00
shock resistance according to IEC 60068-2-27	15 g / 11 ms
vibration resistance according to IEC 60068-2-6	2 g
reference code according to IEC 81346-2	Q
Substance Prohibitance (day/month/year)	07/01/2006
SVHC substance name	Lead CAS-No. 7439-92-1 Lead monoxide (lead oxide) CAS-No. 1317-36-8 2-methyl-1-(4-methylthiophenyl)-2-morpholinopropan-1-one CAS-No. 71868-10-5 Melamine CAS-No. 108-78-1
Net Weight	0.137 kg
Main circuit	
number of poles for main current circuit	3
number of NO contacts for main contacts	3
number of NC contacts for main contacts	0
type of voltage of the operating voltage	AC
operating voltage	
<ul style="list-style-type: none"> • at AC <ul style="list-style-type: none"> — at 50 Hz rated value 	48 ... 600 V
<ul style="list-style-type: none"> — at 60 Hz rated value 	48 ... 600 V
operating frequency rated value	50 ... 60 Hz
relative symmetrical tolerance of the operating frequency	10 %
operating range relative to the operating voltage at AC	
<ul style="list-style-type: none"> • at 50 Hz 	40 ... 660 V
<ul style="list-style-type: none"> • at 60 Hz 	40 ... 660 V
operational current rated value maximum	55 A
operational current	
<ul style="list-style-type: none"> • at AC-1 at 400 V rated value 	55 A
<ul style="list-style-type: none"> • at AC-51 rated value 	50 A
<ul style="list-style-type: none"> • according to UL 508 rated value 	55 A
ampacity maximum	55 A
operational current minimum	500 mA
rate of voltage rise at the thyristor for main contacts	100 V/μs

maximum permissible	
blocking voltage at the thyristor for main contacts maximum permissible	1 200 V
reverse current of the thyristor	10 mA
derating temperature	40 °C
surge current resistance rated value	600 A
I²t value maximum	1 800 A ² ·s
Control circuit/ Control	
type of voltage of the control supply voltage	DC
control supply voltage 1 at DC	4 ... 30 V
control supply voltage at DC	
• initial value for signal <1> detection	4 V
• full-scale value for signal<0> recognition	1 V
control current at minimum control supply voltage	
• at DC	22 mA
control current at DC rated value	30 mA
ON-delay time	1 ms; additionally max. one half-wave
OFF-delay time	1 ms; additionally max. one half-wave
Installation/ mounting/ dimensions	
fastening method side-by-side mounting	Yes
fastening method	screw fixing
design of the thread of the screw for securing the equipment	M4
tightening torque of fixing screw maximum	1.5 N·m
tightening torque [lbf·in] of fixing screw maximum	13 lbf·in
height	95 mm
width	45 mm
depth	47 mm
Connections/ Terminals	
product component removable terminal for auxiliary and control circuit	Yes
type of electrical connection	
• for main current circuit	Ring cable lug connection
• for auxiliary and control circuit	screw-type terminals
type of connectable conductor cross-sections	
• for auxiliary and control contacts	
— solid	1x (0.5 ... 2.5 mm ²), 2x (0.5 ... 1 mm ²)
— finely stranded with core end processing	1x (0.5 ... 2.5 mm ²), 2x (0.5 ... 1 mm ²)
— finely stranded without core end processing	1x (0.5 ... 2.5 mm ²), 2x (0.5 ... 1 mm ²)
• for AWG cables for auxiliary and control contacts	1x (20 ... 12)
tightening torque	
• for main contacts with screw-type terminals	2 ... 2.5 N·m
• for auxiliary and control contacts with screw-type terminals	0.5 ... 0.6 N·m
tightening torque [lbf·in]	
• for main contacts with screw-type terminals	18 ... 22 lbf·in
• for auxiliary and control contacts with screw-type terminals	4.5 ... 5.3 lbf·in
design of the thread of the connection screw	
• for main contacts	M4
• of the auxiliary and control contacts	M3
stripped length of the cable	
• for main contacts	10 mm
• for auxiliary and control contacts	7 mm
UL/CSA ratings	
operational current according to UL 508 rated value	55 A
Ambient conditions	
installation altitude at height above sea level maximum	1 000 m
ambient temperature	
• during operation	-25 ... +60 °C

- during storage

-55 ... +80 °C








Electromagnetic compatibility

conducted interference	
<ul style="list-style-type: none"> • due to burst according to IEC 61000-4-4 	2 kV / 5 kHz, behavior criterion 2
<ul style="list-style-type: none"> • due to conductor-earth surge according to IEC 61000-4-5 	2 kV, behavior criterion 2
<ul style="list-style-type: none"> • due to conductor-conductor surge according to IEC 61000-4-5 	1 kV, behavior criterion 2
<ul style="list-style-type: none"> • due to high-frequency radiation according to IEC 61000-4-6 	140 dBuV in the frequency range 0.15 ... 80 MHz, behavior criterion 1
electrostatic discharge according to IEC 61000-4-2	4 kV contact discharging / 8 kV air discharging, behavior criterion 2
conducted HF interference emissions according to CISPR11	Class A for industrial environment
field-bound HF interference emission according to CISPR11	Class A for industrial environment

Short-circuit protection, design of the fuse link

manufacturer's article number <ul style="list-style-type: none"> • of full range R fuse link for semiconductor protection at NH design usable • of back-up R fuse link for semiconductor protection at NH design usable • of back-up R fuse link for semiconductor protection at cylindrical design 14 x 51 mm usable • of back-up R fuse link for semiconductor protection at cylindrical design 22 x 58 mm usable 	3NE1803-0: These fuses have a smaller rated current than the semiconductor relays 3NE8018-1 3NC1450: These fuses have a smaller rated current than the semiconductor relays 3NC2250: These fuses have a smaller rated current than the semiconductor relays
manufacturer's article number of the gG fuse at NH design usable <ul style="list-style-type: none"> • up to 460 V • up to 600 V 	3NA3807-6: These fuses have a smaller rated current than the semiconductor relays 3NA3805-6: These fuses have a smaller rated current than the semiconductor relays

Approvals Certificates

Environment	General Product Approval				
Environmental Confirmations					
General Product Approval	EMV	Test Certificates	other		
		Type Test Certificates/Test Report	Confirmation	Miscellaneous	Confirmation

other



Further information

- Information on the packaging
<https://support.industry.siemens.com/cs/ww/en/view/109813875>
- Information for data generation and storage
<https://support.industry.siemens.com/cs/ww/en/view/109995012>
- Information- and Downloadcenter (Catalogs, Brochures,...)
<https://www.siemens.com/ic10>
- Industry Mall (Online ordering system)
<https://mall.industry.siemens.com/mall/en/en/Catalog/product?mlfb=3RF2255-3AC45>
- Cax online generator
<https://support.automation.siemens.com/WW/CAXorder/default.aspx?lang=en&mlfb=3RF2255-3AC45>
- Service&Support (Manuals, Certificates, Characteristics, FAQs,...)
<https://support.industry.siemens.com/cs/ww/en/ps/3RF2255-3AC45>

last modified:

4/4/2026 