








\*\*\*phase-out type\*\*\* semiconductor relay, 1-phase 3RF2 width 45 mm, 90 A 48-600 V / 4-30 V DC screw terminal blocking voltage 1200 V for mounting on available cooling surfaces

product brand name	SIRIUS
product designation	solid-state relay
design of the product	1-pole
product type designation	3RF20
<b>General technical data</b>	
product function	zero-point switching
power loss [W] for rated value of the current	
• at AC in hot operating state	118 W
• at AC in hot operating state per pole	118 W
• without load current share typical	0.5 W
insulation voltage rated value	600 V
protection class IP	IP20
protection class IP on the front according to IEC 60529	IP20
shock resistance according to IEC 60068-2-27	15 g / 11 ms
vibration resistance according to IEC 60068-2-6	2 g
reference code according to IEC 81346-2	Q
Substance Prohibitance (day/month/year)	05/28/2009
SVHC substance name	Lead CAS-No. 7439-92-1 Lead monoxide (lead oxide) CAS-No. 1317-36-8 2-methyl-1-(4-methylthiophenyl)-2-morpholinopropan-1-one CAS-No. 71868-10-5 Melamine CAS-No. 108-78-1
Net Weight	0.086 kg
<b>Main circuit</b>	
number of poles for main current circuit	1
number of NO contacts for main contacts	1
number of NC contacts for main contacts	0
type of voltage of the operating voltage	AC
operating voltage	
• at AC	
— at 50 Hz rated value	48 ... 600 V
— at 60 Hz rated value	48 ... 600 V
operating frequency rated value	50 ... 60 Hz
relative symmetrical tolerance of the operating frequency	10 %
operating range relative to the operating voltage at AC	
• at 50 Hz	40 ... 660 V
• at 60 Hz	40 ... 660 V
operational current rated value maximum	88 A
operational current	
• at AC-1 at 400 V rated value	90 A

<ul style="list-style-type: none"> <li>• at AC-51 rated value</li> </ul>	50 A
<ul style="list-style-type: none"> <li>• according to UL 508 rated value</li> </ul>	50 A
<b>ampacity maximum</b>	90 A
<b>operational current minimum</b>	500 mA
<b>rate of voltage rise at the thyristor for main contacts maximum permissible</b>	1 000 V/ $\mu$ s
<b>blocking voltage at the thyristor for main contacts maximum permissible</b>	1 200 V
<b>reverse current of the thyristor</b>	10 mA
<b>derating temperature</b>	40 °C
<b>surge current resistance rated value</b>	1 150 A
<b>I<sup>2</sup>t value maximum</b>	6 600 A <sup>2</sup> ·s
<b>Control circuit/ Control</b>	
<b>type of voltage of the control supply voltage</b>	DC
<b>control supply voltage 1 at DC rated value maximum permissible</b>	30 V
<b>control supply voltage 1 at DC</b>	4 ... 30 V
<b>control supply voltage at DC</b>	
<ul style="list-style-type: none"> <li>• initial value for signal &lt;1&gt; detection</li> </ul>	4 V
<ul style="list-style-type: none"> <li>• full-scale value for signal&lt;0&gt; recognition</li> </ul>	1 V
<b>control current at minimum control supply voltage</b>	
<ul style="list-style-type: none"> <li>• at DC</li> </ul>	13 mA
control current at DC rated value	15 mA
<b>ON-delay time</b>	1 ms; additionally max. one half-wave
<b>OFF-delay time</b>	1 ms; additionally max. one half-wave
<b>Installation/ mounting/ dimensions</b>	
fastening method side-by-side mounting	Yes
<b>fastening method</b>	screw fixing
<b>design of the thread of the screw for securing the equipment</b>	M4
<b>tightening torque of fixing screw maximum</b>	1.5 N·m
<b>tightening torque [lbf·in] of fixing screw maximum</b>	13 lbf·in
<b>height</b>	58 mm
<b>width</b>	45 mm
<b>depth</b>	48 mm
<b>Connections/ Terminals</b>	
<b>product component removable terminal for auxiliary and control circuit</b>	Yes
<b>type of electrical connection</b>	
<ul style="list-style-type: none"> <li>• for main current circuit</li> </ul>	screw-type terminals
<ul style="list-style-type: none"> <li>• for auxiliary and control circuit</li> </ul>	screw-type terminals
<b>type of connectable conductor cross-sections</b>	
<ul style="list-style-type: none"> <li>• for main contacts</li> </ul>	
<ul style="list-style-type: none"> <li>— solid</li> </ul>	2x (1.5 ... 2.5 mm <sup>2</sup> ), 2x (2.5 ... 6 mm <sup>2</sup> )
<ul style="list-style-type: none"> <li>— finely stranded with core end processing</li> </ul>	2x (1 ... 2.5 mm <sup>2</sup> ), 2x (2.5 ... 6 mm <sup>2</sup> ), 1x 10 mm <sup>2</sup>
<ul style="list-style-type: none"> <li>• for AWG cables for main contacts</li> </ul>	2x (14 ... 10)
<b>connectable conductor cross-section for main contacts</b>	
<ul style="list-style-type: none"> <li>• solid or stranded</li> </ul>	1.5 ... 6 mm <sup>2</sup>
<ul style="list-style-type: none"> <li>• finely stranded with core end processing</li> </ul>	1 ... 10 mm <sup>2</sup>
<b>type of connectable conductor cross-sections</b>	
<ul style="list-style-type: none"> <li>• for auxiliary and control contacts</li> </ul>	
<ul style="list-style-type: none"> <li>— solid</li> </ul>	1x (0.5 ... 2.5 mm <sup>2</sup> ), 2x (0.5 ... 1 mm <sup>2</sup> )
<ul style="list-style-type: none"> <li>— finely stranded with core end processing</li> </ul>	1x (0.5 ... 2.5 mm <sup>2</sup> ), 2x (0.5 ... 1 mm <sup>2</sup> )
<ul style="list-style-type: none"> <li>— finely stranded without core end processing</li> </ul>	1x (0.5 ... 2.5 mm <sup>2</sup> ), 2x (0.5 ... 1 mm <sup>2</sup> )
<ul style="list-style-type: none"> <li>• for AWG cables for auxiliary and control contacts</li> </ul>	1x (20 ... 12)
<b>AWG number as coded connectable conductor cross section for main contacts</b>	14 ... 10
<b>tightening torque</b>	
<ul style="list-style-type: none"> <li>• for main contacts with screw-type terminals</li> </ul>	2 ... 2.5 N·m
<ul style="list-style-type: none"> <li>• for auxiliary and control contacts with screw-type terminals</li> </ul>	0.5 ... 0.6 N·m

<b>tightening torque [lbf-in]</b>		
<ul style="list-style-type: none"> <li>for main contacts with screw-type terminals</li> <li>for auxiliary and control contacts with screw-type terminals</li> </ul>	<p>7 ... 10.3 lbf-in</p> <p>4.5 ... 5.3 lbf-in</p>	
<b>design of the thread of the connection screw</b>		
<ul style="list-style-type: none"> <li>for main contacts</li> <li>of the auxiliary and control contacts</li> </ul>	<p>M4</p> <p>M3</p>	
<b>stripped length of the cable</b>		
<ul style="list-style-type: none"> <li>for main contacts</li> <li>for auxiliary and control contacts</li> </ul>	<p>10 mm</p> <p>7 mm</p>	
<b>UL/CSA ratings</b>		
<b>operational current according to UL 508 rated value</b>	50 A	
Electrical Safety		
<b>touch protection on the front according to IEC 60529</b>	finger-safe, for vertical contact from the front	
<b>Ambient conditions</b>		
installation altitude at height above sea level maximum	1 000 m	
<b>ambient temperature</b>		
<ul style="list-style-type: none"> <li>during operation</li> <li>during storage</li> </ul>	<p>-25 ... +60 °C</p> <p>-55 ... +80 °C</p>	
<b>Electromagnetic compatibility</b>		
<b>conducted interference</b>		
<ul style="list-style-type: none"> <li>due to burst according to IEC 61000-4-4</li> <li>due to conductor-earth surge according to IEC 61000-4-5</li> <li>due to conductor-conductor surge according to IEC 61000-4-5</li> <li>due to high-frequency radiation according to IEC 61000-4-6</li> </ul>	<p>2 kV / 5 kHz, behavior criterion 2</p> <p>2 kV, behavior criterion 2</p> <p>1 kV, behavior criterion 2</p> <p>140 dBuV in the frequency range 0.15 ... 80 MHz, behavior criterion 1</p>	
<b>field-based interference according to IEC 61000-4-3</b>	80 MHz ... 1 GHz 10 V/m, behavior criterion 1	
<b>electrostatic discharge according to IEC 61000-4-2</b>	4 kV contact discharging / 8 kV air discharging, behavior criterion 2	
<b>conducted HF interference emissions according to CISPR11</b>	Class A for industrial environment	
<b>field-bound HF interference emission according to CISPR11</b>	Class B for the domestic, business and commercial environments	
<b>Short-circuit protection, design of the fuse link</b>		
<p>manufacturer's article number</p> <ul style="list-style-type: none"> <li>of full range R fuse link for semiconductor protection at NH design usable</li> <li>of back-up R fuse link for semiconductor protection at NH design usable</li> <li>of back-up R fuse link for semiconductor protection at cylindrical design 22 x 58 mm usable</li> </ul>	<p><a href="#">3NE1021-2</a></p> <p><a href="#">3NE8021-1</a></p> <p><a href="#">3NC2280</a>; These fuses have a smaller rated current than the semiconductor relays</p>	
<p>manufacturer's article number of the gG fuse</p> <ul style="list-style-type: none"> <li>at NH design usable</li> <li>at NH design usable note</li> <li>at cylindrical design 22 x 58 mm usable</li> <li>at cylindrical design 22 x 58 mm usable note</li> </ul>	<p><a href="#">3NA6812</a>; These fuses have a smaller rated current than the semiconductor relays</p> <p>These fuses have a smaller rated current than the semiconductor relays</p> <p><a href="#">3NW6212-1</a>; These fuses have a smaller rated current than the semiconductor relays</p> <p>These fuses have a smaller rated current than the semiconductor relays</p>	
<p>manufacturer's article number</p> <ul style="list-style-type: none"> <li>of NEOZED fuse usable</li> </ul>	<a href="#">5SE2335</a> ; These fuses have a smaller rated current than the semiconductor relays	
<b>Approvals Certificates</b>		
<b>Environment</b>	<b>General Product Approval</b>	
<p><a href="#">Environmental Confirmations</a></p>     		
<b>EMV</b>	<b>Test Certificates</b>	<b>other</b>



[Type Test Certificates/Test Report](#)

[Confirmation](#)

[Confirmation](#)



#### Further information

**Information on the packaging**

<https://support.industry.siemens.com/cs/ww/en/view/109813875>

**Information for data generation and storage**

<https://support.industry.siemens.com/cs/ww/en/view/109995012>

**Information- and Downloadcenter (Catalogs, Brochures,...)**

<https://www.siemens.com/ic10>

**Industry Mall (Online ordering system)**

<https://mall.industry.siemens.com/mall/en/en/Catalog/product?mlfb=3RF2090-1AA45>

**Cax online generator**

<https://support.automation.siemens.com/WW/CAXorder/default.aspx?lang=en&mlfb=3RF2090-1AA45>

**Service&Support (Manuals, Certificates, Characteristics, FAQs,...)**

<https://support.industry.siemens.com/cs/ww/en/ps/3RF2090-1AA45>

**Image database (product images, 2D dimension drawings, 3D models, device circuit diagrams, EPLAN macros, ...)**

[https://www.automation.siemens.com/bilddb/cax\\_de.aspx?mlfb=3RF2090-1AA45&lang=en](https://www.automation.siemens.com/bilddb/cax_de.aspx?mlfb=3RF2090-1AA45&lang=en)

last modified:

4/4/2026