



SIRIUS soft starter 200-480 V 315 A, 24 V AC/DC spring-type terminals

product brand name	SIRIUS
product category	Hybrid switching devices
product designation	Soft starter
product type designation	3RW55
manufacturer's article number	<ul style="list-style-type: none"> • of high feature HMI module usable 3RW5980-0HF00 • of communication module PROFINET standard usable 3RW5980-0CS00 • of communication module PROFINET high-feature usable 3RW5950-0CH00 • of communication module PROFIBUS usable 3RW5980-0CP00 • of communication module Modbus TCP usable 3RW5980-0CT00 • of communication module Modbus RTU usable 3RW5980-0CR00 • of communication module Ethernet/IP 3RW5980-0CE00 • of circuit breaker usable at 400 V 3VA2440-7MN32-0AA0; Type of coordination 1, Iq = 65 kA, CLASS 10 • of circuit breaker usable at 500 V 3VA2440-7MN32-0AA0; Type of coordination 1, Iq = 65 kA, CLASS 10 • of circuit breaker usable at 400 V at inside-delta circuit 3VA2580-6HN32-0AA0; Type of coordination 1, Iq = 65 kA, CLASS 10 • of circuit breaker usable at 500 V at inside-delta circuit 3VA2580-6HN32-0AA0; Type of coordination 1, Iq = 65 kA, CLASS 10 • of the gG fuse usable up to 690 V 2x3NA3365-6; Type of coordination 1, Iq = 65 kA • of the gG fuse usable at inside-delta circuit up to 500 V 2x3NA3365-6; Type of coordination 1, Iq = 65 kA • of full range R fuse link for semiconductor protection usable up to 690 V 3NE1334-2; Type of coordination 2, Iq = 65 kA • of back-up R fuse link for semiconductor protection usable up to 690 V 3NE3336; Type of coordination 2, Iq = 65 kA

General technical data	
starting voltage [%]	20 ... 100 %
stopping voltage [%]	50 %; non-adjustable
start-up ramp time of soft starter	0 ... 360 s
ramp-down time of soft starter	0 ... 360 s
start torque [%]	10 ... 100 %
stopping torque [%]	10 ... 100 %
torque limitation [%]	20 ... 200 %
current limiting value [%] adjustable	125 ... 800 %
breakaway voltage [%] adjustable	40 ... 100 %
breakaway time adjustable	0 ... 2 s
number of parameter sets	3
accuracy class	5 (based on IEC 61557-12)
certificate of suitability	Yes
<ul style="list-style-type: none"> • CE marking 	Yes

<ul style="list-style-type: none"> • UL approval 	Yes
<ul style="list-style-type: none"> • CSA approval 	Yes
product component	
<ul style="list-style-type: none"> • HMI-High Feature 	Yes
<ul style="list-style-type: none"> • is supported HMI-High Feature 	Yes
product feature integrated bypass contact system	Yes
number of controlled phases	3
current unbalance limiting value [%]	10 ... 60 %
ground-fault monitoring limiting value [%]	10 ... 95 %
buffering time in the event of power failure	
<ul style="list-style-type: none"> • for main current circuit 	100 ms
<ul style="list-style-type: none"> • for control circuit 	100 ms
idle time adjustable	0 ... 255 s
insulation voltage rated value	480 V
degree of pollution	3, acc. to IEC 60947-4-2
impulse voltage rated value	6 kV
blocking voltage of the thyristor maximum	1 400 V
service factor	1.15
surge voltage resistance rated value	6 kV
maximum permissible voltage for protective separation	
<ul style="list-style-type: none"> • between main and auxiliary circuit 	480 V; does not apply for thermistor connection
shock resistance	15 g / 11 ms, from 6 g / 11 ms with potential contact lifting
vibration resistance	15 mm up to 6 Hz; 2 g up to 500 Hz
recovery time after overload trip adjustable	60 ... 1 800 s
utilization category according to IEC 60947-4-2	AC 53a
reference code according to IEC 81346-2	Q
Substance Prohibitance (day/month/year)	02/15/2018
SVHC substance name	Lead CAS-No. 7439-92-1 Lead monoxide (lead oxide) CAS-No. 1317-36-8 2-methyl-1-(4-methylthiophenyl)-2-morpholinopropan-1-one CAS-No. 71868-10-5 Melamine CAS-No. 108-78-1 6,6'-di-tert-butyl-2,2'-methylenedi-p-cresol CAS-No. 119-47-1 Dibutylbis(pentane-2,4-dionato-O,O')tin CAS-No. 22673-19-4 Lead titanium trioxide CAS-No. 12060-00-3
Net Weight	11.826 kg
product function	
<ul style="list-style-type: none"> • ramp-up (soft starting) 	Yes
<ul style="list-style-type: none"> • soft stopping 	Yes
<ul style="list-style-type: none"> • breakaway pulse 	Yes
<ul style="list-style-type: none"> • adjustable current limitation 	Yes
<ul style="list-style-type: none"> • creep speed in both directions of rotation 	Yes
<ul style="list-style-type: none"> • pump stop 	Yes
<ul style="list-style-type: none"> • DC braking 	Yes
<ul style="list-style-type: none"> • motor heating 	Yes
<ul style="list-style-type: none"> • min/max pointer 	Yes
<ul style="list-style-type: none"> • trace function 	Yes
<ul style="list-style-type: none"> • intrinsic device protection 	Yes
<ul style="list-style-type: none"> • motor overload protection 	Yes; Full motor protection (thermistor motor protection and electronic motor overload protection) / When using the motor overload protection according to ATEX, an upstream contactor is required in inside-delta circuit.
<ul style="list-style-type: none"> • evaluation of thermistor motor protection 	Yes; Type A PTC or Klixon / Thermoclick
<ul style="list-style-type: none"> • inside-delta circuit 	Yes
<ul style="list-style-type: none"> • auto-RESET 	Yes
<ul style="list-style-type: none"> • manual RESET 	Yes
<ul style="list-style-type: none"> • remote reset 	Yes
<ul style="list-style-type: none"> • communication function 	Yes
<ul style="list-style-type: none"> • operating measured value display 	Yes
<ul style="list-style-type: none"> • event list 	Yes
<ul style="list-style-type: none"> • error logbook 	Yes
<ul style="list-style-type: none"> • via software parameterizable 	Yes
<ul style="list-style-type: none"> • via software configurable 	Yes

• screw terminal	No
• spring-loaded terminal	Yes
• PROFInergy	Yes; in connection with the PROFINET Standard and PROFINET High-Feature communication modules
• firmware update	Yes
• removable terminal for control circuit	Yes
• voltage ramp	Yes
• torque control	Yes
• combined braking	Yes
• analog output	Yes; 4 ... 20 mA (default) / 0 ... 10 V
• programmable control inputs/outputs	Yes
• condition monitoring	Yes
• automatic parameterisation	Yes
• application wizards	Yes
• alternative stopping mode	Yes
• emergency operation mode	Yes
• reversing operation	Yes
• soft starting at heavy starting conditions	Yes

Power Electronics

operational current	
• at 40 °C rated value	315 A
• at 40 °C rated value minimum	63 A
• at 50 °C rated value	279 A
• at 60 °C rated value	255 A
operational current at inside-delta circuit	
• at 40 °C rated value	546 A
• at 50 °C rated value	483 A
• at 60 °C rated value	442 A
operating voltage	
• rated value	200 ... 480 V
• at inside-delta circuit rated value	200 ... 480 V
relative negative tolerance of the operating voltage	-15 %
relative positive tolerance of the operating voltage	10 %
relative negative tolerance of the operating voltage at inside-delta circuit	-15 %
relative positive tolerance of the operating voltage at inside-delta circuit	10 %
operating power for 3-phase motors	
• at 230 V at 40 °C rated value	90 kW
• at 230 V at inside-delta circuit at 40 °C rated value	160 kW
• at 400 V at 40 °C rated value	160 kW
• at 400 V at inside-delta circuit at 40 °C rated value	315 kW
Operating frequency 1 rated value	50 Hz
Operating frequency 2 rated value	60 Hz
relative negative tolerance of the operating frequency	-10 %
relative positive tolerance of the operating frequency	10 %
minimum load [%]	10 %; Relative to set Ie
power loss [W] for rated value of the current at AC	
• at 40 °C after startup	95 W
• at 50 °C after startup	84 W
• at 60 °C after startup	77 W
power loss [W] at AC at current limitation 350 %	
• at 40 °C during startup	4 966 W
• at 50 °C during startup	4 153 W
• at 60 °C during startup	3 646 W
type of the motor protection	Electronic, tripping in the event of thermal overload of the motor

Control circuit/ Control

type of voltage of the control supply voltage	AC/DC
control supply voltage at AC	
• at 50 Hz rated value	24 V

<ul style="list-style-type: none"> at 60 Hz rated value 	24 V
relative negative tolerance of the control supply voltage at AC at 50 Hz	-20 %
relative positive tolerance of the control supply voltage at AC at 50 Hz	20 %
relative negative tolerance of the control supply voltage at AC at 60 Hz	-20 %
relative positive tolerance of the control supply voltage at AC at 60 Hz	20 %
control supply voltage frequency	50 ... 60 Hz
relative negative tolerance of the control supply voltage frequency	-10 %
relative positive tolerance of the control supply voltage frequency	10 %
control supply voltage at DC rated value	24 V
relative negative tolerance of the control supply voltage at DC	-20 %
relative positive tolerance of the control supply voltage at DC	20 %
control supply current in standby mode rated value	440 mA
holding current in bypass operation rated value	720 mA
inrush current by closing the bypass contacts maximum	6.7 A
inrush current peak at application of control supply voltage maximum	7.5 A
duration of inrush current peak at application of control supply voltage	20 ms
design of the overvoltage protection	Varistor
design of short-circuit protection for control circuit	4 A gG fuse (I _{cu} =1 kA), 6 A quick-acting fuse (I _{cu} =1 kA), C1 miniature circuit breaker (I _{cu} = 600 A), C6 miniature circuit breaker (I _{cu} = 300 A); Is not part of scope of supply

Inputs/ Outputs	
number of digital inputs	4
<ul style="list-style-type: none"> parameterizable 	4
<ul style="list-style-type: none"> number of digital outputs 	4
<ul style="list-style-type: none"> number of digital outputs parameterizable 	3
<ul style="list-style-type: none"> number of digital outputs not parameterizable 	1
digital output version	3 normally-open contacts (NO) / 1 changeover contact (CO)
number of analog outputs	1
switching capacity current of the relay outputs	
<ul style="list-style-type: none"> at AC-15 at 250 V rated value 	3 A
<ul style="list-style-type: none"> at DC-13 at 24 V rated value 	1 A

Installation/ mounting/ dimensions	
mounting position	Vertical (can be rotated +/- 90° and tilted forward or backward +/- 22.5°)
fastening method	screw fixing
height	393 mm
width	210 mm
depth	203 mm
required spacing with side-by-side mounting	
<ul style="list-style-type: none"> forwards 	10 mm
<ul style="list-style-type: none"> backwards 	0 mm
<ul style="list-style-type: none"> upwards 	100 mm
<ul style="list-style-type: none"> downwards 	75 mm
<ul style="list-style-type: none"> at the side 	5 mm
weight without packaging	10.2 kg

Connections/ Terminals	
type of electrical connection	
<ul style="list-style-type: none"> for main current circuit 	busbar connection
<ul style="list-style-type: none"> for control circuit 	spring-loaded terminals
width of connection bar maximum	45 mm
wire length for thermistor connection	
<ul style="list-style-type: none"> with conductor cross-section = 0.5 mm² maximum 	50 m

<ul style="list-style-type: none"> with conductor cross-section = 1.5 mm² maximum with conductor cross-section = 2.5 mm² maximum 	150 m 250 m
type of connectable conductor cross-sections <ul style="list-style-type: none"> for DIN cable lug for main contacts stranded for DIN cable lug for main contacts finely stranded 	2x (50 ... 240 mm ²) 2x (70 ... 240 mm ²)
type of connectable conductor cross-sections <ul style="list-style-type: none"> for control circuit solid for control circuit finely stranded with core end processing for AWG cables for control circuit solid for AWG cables for control circuit finely stranded with core end processing 	2x (0.25 ... 1.5 mm ²) 2x (0.25 ... 1.5 mm ²) 2x (24 ... 16) 2x (24 ... 16)
wire length <ul style="list-style-type: none"> between soft starter and motor maximum at the digital inputs at DC maximum 	800 m 1 000 m
tightening torque <ul style="list-style-type: none"> for main contacts with screw-type terminals for auxiliary and control contacts with screw-type terminals 	14 ... 24 N·m 0.8 ... 1.2 N·m
tightening torque [lbf·in] <ul style="list-style-type: none"> for main contacts with screw-type terminals for auxiliary and control contacts with screw-type terminals 	124 ... 210 lbf·in 7 ... 10.3 lbf·in

Ambient conditions

installation altitude at height above sea level maximum	5 000 m
ambient temperature <ul style="list-style-type: none"> during operation during storage and transport 	-25 ... +60 °C; Please observe derating at temperatures of 40 °C or above -40 ... +80 °C
environmental category <ul style="list-style-type: none"> during operation according to IEC 60721 during storage according to IEC 60721 during transport according to IEC 60721 	3K6 (no ice formation, only occasional condensation), 3C3 (no salt mist), 3S2 (sand must not get into the devices), 3M6 1K6 (only occasional condensation), 1C2 (no salt mist), 1S2 (sand must not get inside the devices), 1M4 2K2, 2C1, 2S1, 2M2 (max. fall height 0.3 m)

Electromagnetic compatibility

















EMC emitted interference	acc. to IEC 60947-4-2: Class A
---------------------------------	--------------------------------

Communication/ Protocol

communication module is supported <ul style="list-style-type: none"> PROFINET standard PROFINET high-feature EtherNet/IP Modbus RTU Modbus TCP PROFIBUS 	Yes Yes Yes Yes Yes Yes
--	--

UL/CSA ratings

manufacturer's article number <ul style="list-style-type: none"> of circuit breaker usable for Standard Faults <ul style="list-style-type: none"> at 460/480 V according to UL 60/480 V according to UL at 460/480 V at inside-delta circuit according to UL 60/480 V at inside-delta circuit according to UL at 575/600 V according to UL 75/600 V at inside-delta circuit according to UL at 575/600 V at inside-delta circuit according to UL of the fuse <ul style="list-style-type: none"> usable for Standard Faults up to 575/600 V according to UL usable for High Faults up to 575/600 V according to UL usable for Standard Faults at inside-delta circuit up to 575/600 V according to UL usable for High Faults at inside-delta circuit up to 	Siemens type: 3VA53, max. 400 A or 3VA54, max. 600 A; Iq = 18 kA Siemens type: 3VA53, max. 400 A or 3VA54, max. 600 A; Iq max = 65 kA Siemens type: 3VA54, max. 600 A; Iq = 18 kA Siemens type: 3VA54, max. 600 A; Iq max = 65 kA Siemens type: 3VA53, max. 400 A or 3VA54, max. 600 A; Iq = 18 kA Siemens type: 3VA54, max. 600 A; Iq max = 65 kA Siemens type: 3VA54, max. 600 A; Iq = 18 kA Type: Class J / L, max. 1000 A; Iq = 18 kA Type: Class J / L, max. 1000 A; Iq = 100 kA Type: Class J / L, max. 1000 A; Iq = 18 kA Type: Class J / L, max. 1000 A; Iq = 100 kA
---	--

575/600 V according to UL		
operating power [hp] for 3-phase motors		
<ul style="list-style-type: none"> • at 200/208 V at 50 °C rated value • at 220/230 V at 50 °C rated value • at 460/480 V at 50 °C rated value • at 200/208 V at inside-delta circuit at 50 °C rated value • at 220/230 V at inside-delta circuit at 50 °C rated value • at 460/480 V at inside-delta circuit at 50 °C rated value 	75 hp 100 hp 200 hp 150 hp 200 hp 400 hp	
contact rating of auxiliary contacts according to UL	R300-B300	
Electrical Safety		
protection class IP on the front according to IEC 60529	IP00; IP20 with cover	
touch protection on the front according to IEC 60529	finger-safe, for vertical contact from the front with cover	
ATEX		
Safety Integrity Level (SIL) according to IEC 61508 relating to ATEX	SIL 1	
PFHD with high demand rate according to IEC 61508 relating to ATEX	5E-7 1/h	
PFDavg with low demand rate according to IEC 61508 relating to ATEX	0.008	
hardware fault tolerance according to IEC 61508 relating to ATEX	0	
T1 value for proof test interval or service life according to IEC 61508 relating to ATEX	3 a	
certificate of suitability		
<ul style="list-style-type: none"> • ATEX • IECEx • according to ATEX directive 2014/34/EU 	Yes Yes BVS 18 ATEX F 003 X	
type of protection according to ATEX directive 2014/34/EU	II (2)G [Ex eb Gb] [Ex db Gb] [Ex pxb Gb], II (2)D [Ex tb Db] [Ex pxb Db], I (M2) [Ex db Mb]	
Approvals Certificates		
Environmental Product Declaration		
<ul style="list-style-type: none"> • global warming potential [CO2 eq] / during manufacturing • global warming potential [CO2 eq] / during sales • global warming potential [CO2 eq] / during operation • global warming potential [CO2 eq] / after end of life • global warming potential [CO2 eq] / total 	95.3 kg 2.8 kg 756 kg -21 kg 833 kg	
Environment	General Product Approval	
Environmental Conformations     		
General Product Approval	EMV	For use in hazardous locations
     		
Test Certificates	Maritime application	
Type Test Certificates/Test Report     		
other		



Further information

Information on the packaging

<https://support.industry.siemens.com/cs/ww/en/view/109813875>

Information for data generation and storage

<https://support.industry.siemens.com/cs/ww/en/view/109995012>

Information- and Downloadcenter (Catalogs, Brochures,...)

<https://www.siemens.com/ic10>

Industry Mall (Online ordering system)

<https://mall.industry.siemens.com/mall/en/en/Catalog/product?mlfb=3RW5545-2HA04>

Service&Support (Manuals, Certificates, Characteristics, FAQs,...)

<https://support.industry.siemens.com/cs/ww/en/ps/3RW5545-2HA04>

Image database (product images, 2D dimension drawings, 3D models, device circuit diagrams, EPLAN macros, ...)

https://www.automation.siemens.com/bilddb/cax_de.aspx?mlfb=3RW5545-2HA04&lang=en

Cax online generator

<https://support.automation.siemens.com/WW/CAXorder/default.aspx?lang=en&mlfb=3RW5545-2HA04>

Characteristic curves

[https://curves.simaris.siemens.com/curves/<mmp_prod_noCOMP="HAUPT"></mmp_prod_no>](https://curves.simaris.siemens.com/curves/<mmp_prod_noCOMP=)

Characteristic: Tripping characteristics, I²t, Let-through current

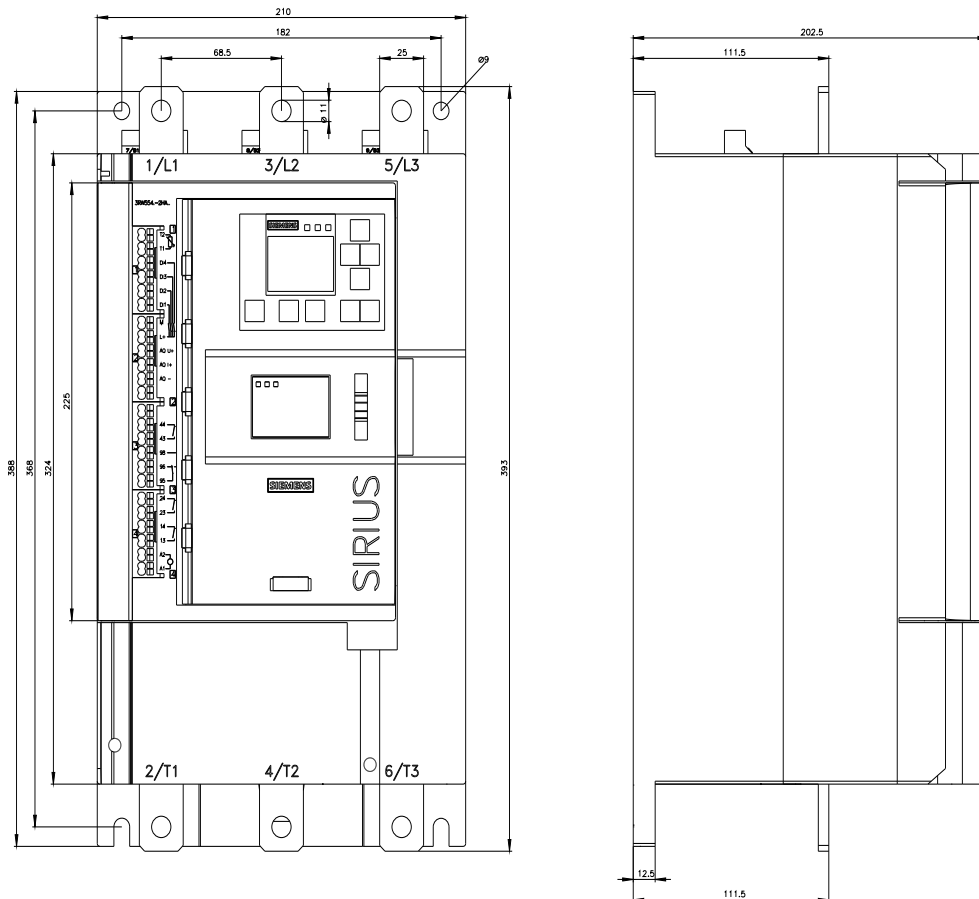
<https://support.industry.siemens.com/cs/ww/en/ps/3RW5545-2HA04/char>

Characteristic: Installation altitude

https://www.automation.siemens.com/bilddb/index.aspx?gridview=view2&objkey=G_NSB0_XX_01704&showdetail=true&view=Search

Simulation Tool for Soft Starters (STS)

<https://support.industry.siemens.com/cs/ww/en/view/101494917>





last modified:

9/5/2025 

