



circuit breaker 3VA2 IEC Frame 160 breaking capacity class M Icu=55 kA @ 415 V  
3-pole, line protection ETU320, LI, In=100 A overload protection Ir=40 A...100 A  
short-circuit protection Ii=1.5...12 x In terminal connection 2 auxiliary switches HP

Model	
product brand name	SENTRON
product designation	Molded case circuit breaker
design of the product	Line protection
design of the overcurrent release	ETU320
protection function of the overcurrent release	LI
number of poles	3
design of the auxiliary switch	2 auxiliary switches HP
General technical data	
insulation voltage / rated value	800 V
operating voltage / at AC / rated value	690 V
power loss [W] / maximum	10 W
power loss [W] / for rated value of the current / at AC / in hot operating state / per pole	3.33 W
mechanical service life (operating cycles) / typical	25 000
electrical endurance (operating cycles) / at AC-1 / at 380/415 V	14 000
electrical endurance (operating cycles) / at AC-1 / at 690 V	9 800
product feature / for neutral conductors / upgradable/retrofitable / short-circuit and overload proof	No
ground-fault monitoring version	Without
product function	
• communication function	No
• other measurement function	No
Net Weight	2.51 kg
Current	
operational current	
• at 40 °C	100 A
• at 45 °C	100 A
• at 50 °C	100 A
• at 55 °C	100 A
• at 60 °C	100 A
• at 65 °C	100 A
• at 70 °C	100 A
Switching capacity according to IEC 60947	
switching capacity class of the circuit breaker	M
maximum short-circuit current breaking capacity (Icu)	
• at 240 V	85 kA
• at 415 V	55 kA
• at 440 V	55 kA

<ul style="list-style-type: none"> <li>• at 500 V</li> <li>• at 690 V</li> </ul>	36 kA 3 kA
operating short-circuit current breaking capacity (Ics)	
<ul style="list-style-type: none"> <li>• at 240 V</li> <li>• at 415 V</li> <li>• at 440 V</li> <li>• at 500 V</li> <li>• at 690 V</li> </ul>	85 kA 55 kA 55 kA 36 kA 2.5 kA
short-circuit current making capacity (Icm)	
<ul style="list-style-type: none"> <li>• at 240 V</li> <li>• at 415 V</li> <li>• at 440 V</li> <li>• at 500 V</li> <li>• at 690 V</li> </ul>	187 kA 121 kA 121 kA 75.5 kA 3.7 kA
<b>Adjustable parameters</b>	
product feature / for L-tripping / can be switched on/off	No
adjustable response value setting current (I <sub>r</sub> ) / of the L-trip / with I <sub>2t</sub> characteristic	
<ul style="list-style-type: none"> <li>• minimum</li> <li>• maximum</li> </ul>	40 A 100 A
adjustable response value delay time (t <sub>r</sub> ) / for L-tripping / with I <sub>2t</sub> characteristic	
<ul style="list-style-type: none"> <li>• minimum</li> <li>• maximum</li> </ul>	0.5 s 17 s
adjustable response value setting current (I <sub>i</sub> ) / for I-tripping	
<ul style="list-style-type: none"> <li>• minimum</li> <li>• maximum</li> </ul>	150 A 1 200 A
product function / grounding protection	No
<b>Mechanical Design</b>	
product component	
<ul style="list-style-type: none"> <li>• undervoltage release</li> <li>• voltage trigger</li> <li>• trip indicator</li> </ul>	No No No
height [in]	7.13 in
height	181 mm
width [in]	4.13 in
type of connectable conductor cross-sections / of the round conductor terminal / stranded	1 x (6 - 120 mm <sup>2</sup> )
width	105 mm
depth [in]	3.39 in
depth	86 mm
<b>Connections</b>	
arrangement of electrical connectors / for main current circuit	Front terminal
type of electrical connection / for main current circuit	double-sided box terminal
design of the surface / of the connections / on the top of the switch (N, 1, 3, 5)	tin
design of the surface / of the connections / on the bottom of the switch (N, 2, 4, 6)	tin
<b>Auxiliary circuit</b>	
number of CO contacts / for auxiliary contacts	2
<b>Accessories</b>	
product extension / optional / motor drive	Yes
manufacturer's article number	
<ul style="list-style-type: none"> <li>• of the supplied basic switch</li> <li>• of the integrated auxiliary switch/alarm switch</li> </ul>	<a href="#">3VA21105HL360AA0</a> <a href="#">3VA9988-0AA11</a>
<b>Environmental conditions</b>	
protection class IP / on the front	IP40
ambient temperature	
<ul style="list-style-type: none"> <li>• during operation / minimum</li> <li>• during operation / maximum</li> </ul>	-25 °C 70 °C

- during storage / minimum
- during storage / maximum

-40 °C

80 °C

reference code / according to IEC 81346-2

Q

### Approvals / Certificates

#### General Product Approval



[Miscellaneous](#)



[Confirmation](#)

#### General Product Approval

#### EMV

#### Test Certificates



EG-Konf.



RCM

[Miscellaneous](#)

[Special Test Certificate](#)

[Type Test Certificates/Test Report](#)

#### Maritime application



ABS



BUREAU  
VERITAS



DNV



LRS



RMRS

[CCS \(China Classification Society\)](#)

#### other

#### Dangerous goods

#### Environment

[Miscellaneous](#)

[Miscellaneous](#)

[Confirmation](#)



[Transport Information](#)

[Environmental Confirmations](#)

#### Environment

[Environmental Confirmations](#)

#### Further information

##### Information on the packaging

<https://support.industry.siemens.com/cs/ww/en/view/109813875>

##### Information for data generation and storage

<https://support.industry.siemens.com/cs/ww/en/view/109995012>

##### Information- and Downloadcenter (Catalogs, Brochures,...)

<https://www.siemens.com/lowvoltage/catalogs>

##### Industry Mall (Online ordering system)

<https://mall.industry.siemens.com/mall/en/en/Catalog/product?mlfb=3VA2110-5HL36-0AB0>

##### Service&Support (Manuals, Certificates, Characteristics, FAQs,...)

<https://support.industry.siemens.com/cs/ww/en/ps/3VA2110-5HL36-0AB0>

##### Image database (product images, 2D dimension drawings, 3D models, device circuit diagrams, ...)

[https://www.automation.siemens.com/bilddb/cax\\_en.aspx?mlfb=3VA2110-5HL36-0AB0](https://www.automation.siemens.com/bilddb/cax_en.aspx?mlfb=3VA2110-5HL36-0AB0)

##### CAX-Online-Generator

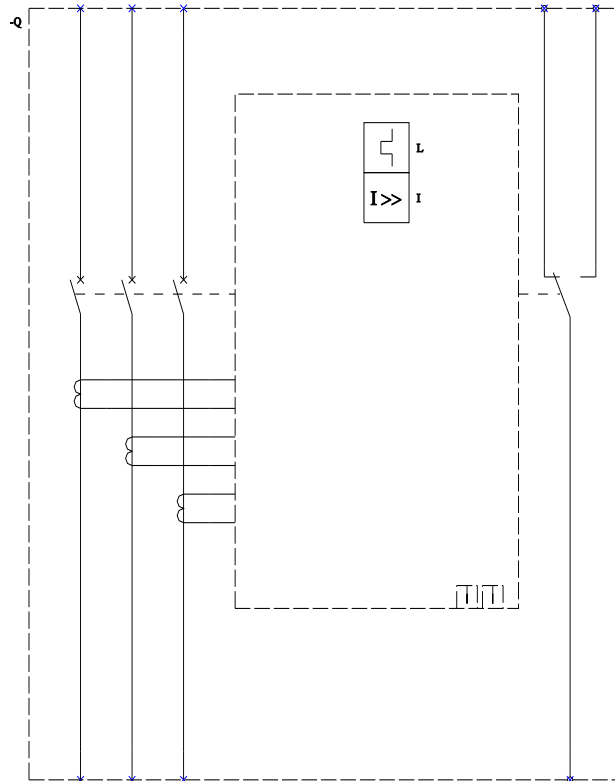
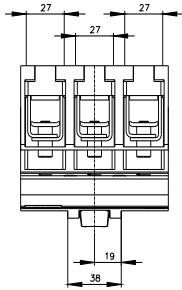
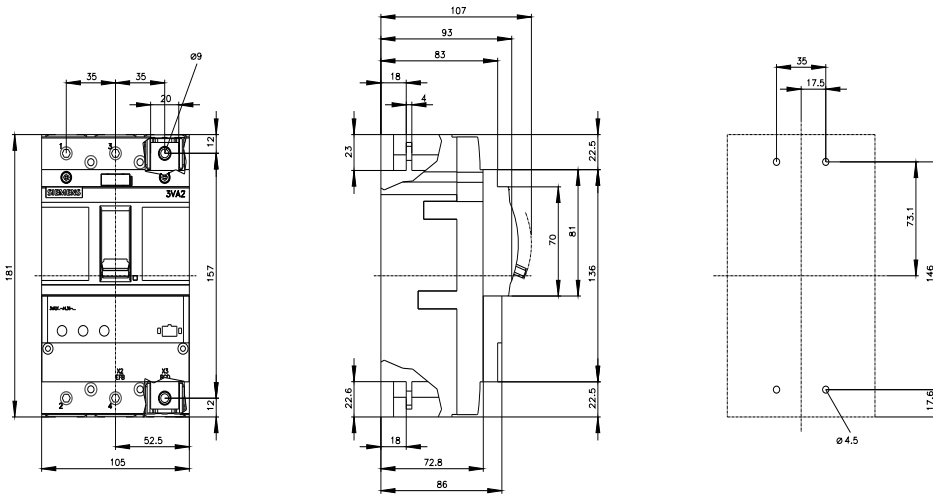
<https://www.siemens.com/cax>

##### Tender specifications

<https://www.siemens.com/specifications>

##### Characteristic curves

[https://curves.simaris.siemens.com/curves/<mmp\\_prod\\_noCOMP="HAUPT"></mmp\\_prod\\_no>](https://curves.simaris.siemens.com/curves/<mmp_prod_noCOMP=)



L (Long Time Delay / Überlastschutz); I (Instantaneous / Kurzschlusschutz, unverzögert);

last modified:

4/23/2026



