SIEMENS

Data sheet 3VA2063-5HN32-0AJ0

circuit breaker 3VA2 IEC Frame 100 breaking capacity class M Icu=55 kA @ 415 V 3-pole, line protection ETU350, LSI, In=63 A overload protection Ir=25 A...63 A short-circuit protection Isd=1.5...10 x Ir, Ii=12 x In nut keeper kit 2 auxiliary switches HP 1 trip alarm switch HP

Model	
product brand name	SENTRON
product designation	Molded case circuit breaker
design of the product	Line protection
design of the overcurrent release	ETU350
protection function of the overcurrent release	LSI
number of poles	3
design of the auxiliary switch	2 auxiliary switches + 1 trip alarm switch HP
General technical data	
insulation voltage / rated value	800 V
operating voltage / at AC / rated value	690 V
power loss [W] / maximum	5.4 W
power loss [W] / for rated value of the current / at AC / in hot operating state / per pole	1.8 W
mechanical service life (operating cycles) / typical	25 000
electrical endurance (operating cycles) / at AC-1 / at 380/415 V	15 000
electrical endurance (operating cycles) / at AC-1 / at 690 V	10 500
product feature / for neutral conductors / upgradable/retrofittable / short-circuit and overload proof	No
ground-fault monitoring version	Without
product function	
● communication function	No
● other measurement function	No
Net Weight	2.4 kg
Current	
operational current	
● at 40 °C	63 A
● at 45 °C	63 A
● at 50 °C	63 A
● at 55 °C	63 A
● at 60 °C	63 A
● at 65 °C	63 A
● at 70 °C	63 A
Switching capacity according to IEC 60947	
switching capacity class of the circuit breaker	M
maximum short-circuit current breaking capacity (Icu)	
● at 240 V	85 kA
● at 415 V	55 kA
● at 440 V	55 kA

Subject to change without notice
© Copyright Siemens

● at 500 V	36 kA
● at 690 V	2 kA
operating short-circuit current breaking capacity (Ics)	
● at 240 V	85 kA
● at 415 V	55 kA
● at 440 V	55 kA
● at 500 V	36 kA
● at 690 V	2 kA
short-circuit current making capacity (Icm)	
● at 240 V	187 kA
● at 415 V	121 kA
● at 440 V	121 kA
● at 500 V	75.5 kA
● at 690 V	3 kA
Adjustable parameters	
product feature / for L-tripping / can be switched on/off	No
adjustable response value setting current (Ir) / of the L-trip / with I2t characteristic	
● minimum	25 A
● maximum	63 A
adjustable response value delay time (tr) / for L-tripping / with I2t characteristic	
● minimum	0.5 s
● maximum	17 s
adjustable response value setting current (Isd) / of S-trip / with I2t characteristic	
● minimum	37 A
● maximum	630 A
adjustable response value delay time (tsd) / for S-tripping / with I2t characteristic	
● minimum	0.0001 s
● maximum	0.4 s
adjustable response value setting current (Ii) / for I-tripping	
● minimum	756 A
● maximum	756 A
product function / grounding protection	No
Mechanical Design	
product component	
● undervoltage release	No
● voltage trigger	No
● trip indicator	Yes
height [in]	7.13 in
height	181 mm
width [in]	4.13 in
width	105 mm
depth [in]	3.39 in
depth	86 mm
Connections	
arrangement of electrical connectors / for main current circuit	Front terminal
type of electrical connection / for main current circuit	on both sides nut keeper kit
type of connectable conductor cross-sections / for flat-bar terminal connection / minimum	13 x 1 mm
type of connectable conductor cross-sections / for flat-bar terminal connection / maximum	25 x 8 mm
design of the surface / of the connections / on the top of the switch (N, 1, 3, 5)	tin
design of the surface / of the connections / on the bottom of the switch (N, 2, 4, 6)	tin
Auxiliary circuit	
number of CO contacts / for auxiliary contacts	3
Accessories	

Subject to change without notice
© Copyright Siemens

product extension / optional / motor drive	Yes
manufacturer's article number	
● of the supplied basic switch	3VA20635HN320AA0
● of the integrated auxiliary switch/alarm switch	3VA9988-0AA11
● of the integrated auxiliary switch/alarm switch	3VA9988-0AB11

Environmental conditions

protection class IP / on the front	IP40
ambient temperature	
● during operation / minimum	-25 °C
● during operation / maximum	70 °C
● during storage / minimum	-40 °C
● during storage / maximum	80 °C
reference code / according to IEC 81346-2	Q

Approvals / Certificates

General Product Approval

CCC | VDE | Miscellaneous | | | Confirmation

General Product Approval | EMV | Test Certificates

EG-Konf. | RCM | Miscellaneous | Special Test Certificate | Type Test Certificates/Test Report

Maritime application

ABS | BUREAU VERITAS | DNV | LRS | RMRS | CCS (China Classification Society)

other | Dangerous goods | Environment

Miscellaneous | Miscellaneous | Confirmation | | Transport Information | Environmental Confirmations

Environment

Environmental Confirmations

Further information

Information on the packaging
https://support.industry.siemens.com/cs/ww/en/view/109813875
Information for data generation and storage
https://support.industry.siemens.com/cs/ww/en/view/109995012
Information- and Downloadcenter (Catalogs, Brochures,…)
https://www.siemens.com/lowvoltage/catalogs
Industry Mall (Online ordering system)
https://mall.industry.siemens.com/mall/en/en/Catalog/product?mlfb=3VA2063-5HN32-0AJ0
Service&Support (Manuals, Certificates, Characteristics, FAQs,...)
https://support.industry.siemens.com/cs/ww/en/ps/3VA2063-5HN32-0AJ0
Image database (product images, 2D dimension drawings, 3D models, device circuit diagrams, ...)
https://www.automation.siemens.com/bilddb/cax_en.aspx?mlfb=3VA2063-5HN32-0AJ0

Subject to change without notice
© Copyright Siemens

CAx-Online-Generator
https://www.siemens.com/cax
Tender specifications
https://www.siemens.com/specifications
Characteristic curves
https://curves.simaris.siemens.com/curves/<mmp_prod_noCOMP="HAUPT"></mmp_prod__no>

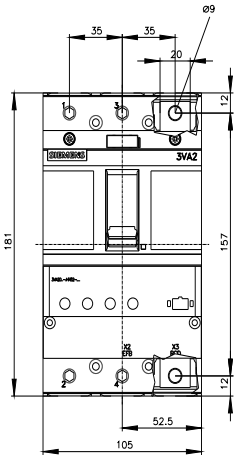

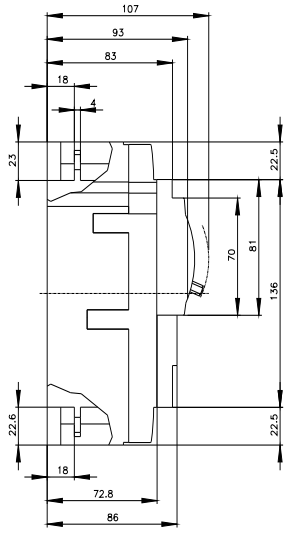

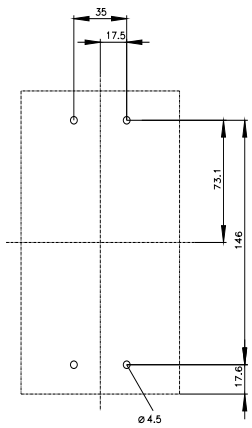

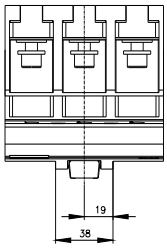

Subject to change without notice
© Copyright Siemens

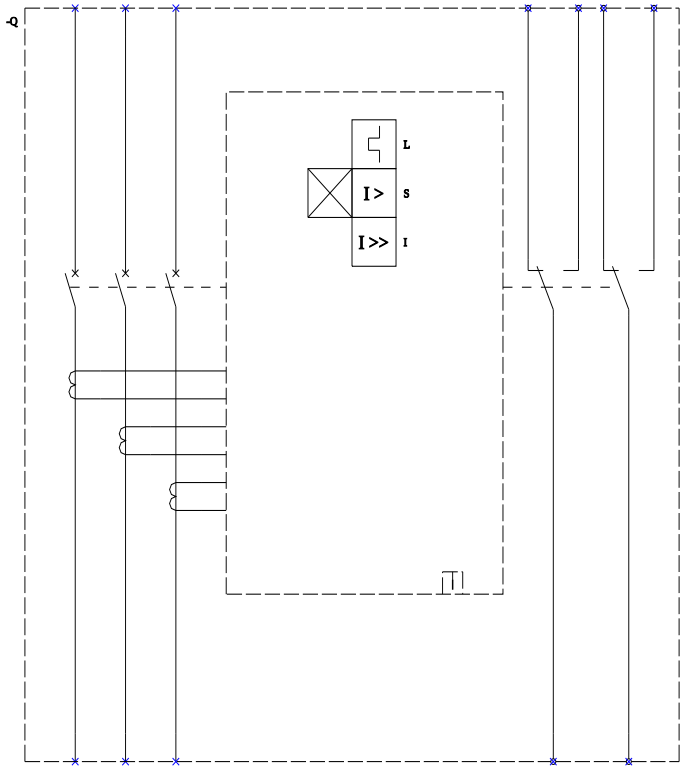

L (Long Time Delay / Überlastschutz); S (Short Time Delay / Kurzschlussschutz, kurzzeitverzögert);
I (Instantaneous / Kurzschlussschutz, unverzögert);

last modified: 4/23/2026

Subject to change without notice
© Copyright Siemens

Subject to change without notice
© Copyright Siemens