



circuit breaker 3VA2 IEC Frame 160 breaking capacity class L Icu=150 kA @ 415 V 4-pole, line protection ETU320, LI, In=100 A overload protection Ir=40 A...100 A short-circuit protection Ii=1.5...12 x In neutral conductor protection adjustable (OFF, 50%, 100%) terminal connection

| Model | |
|---|-----------------------------|
| product brand name | SENTRON |
| product designation | Molded case circuit breaker |
| design of the product | Line protection |
| design of the overcurrent release | ETU320 |
| protection function of the overcurrent release | LI |
| number of poles | 4 |
| General technical data | |
| insulation voltage / rated value | 800 V |
| operating voltage / at AC / rated value | 690 V |
| power loss [W] / maximum | 7.7 W |
| power loss [W] / for rated value of the current / at AC / in hot operating state / per pole | 2.57 W |
| mechanical service life (operating cycles) / typical | 25 000 |
| electrical endurance (operating cycles) / at AC-1 / at 380/415 V | 14 000 |
| electrical endurance (operating cycles) / at AC-1 / at 690 V | 9 800 |
| product feature / for neutral conductors / upgradable/retrofitable / short-circuit and overload proof | No |
| ground-fault monitoring version | Without |
| product function | |
| • communication function | No |
| • other measurement function | No |
| Net Weight | 3.2 kg |
| Current | |
| operational current | |
| • at 40 °C | 100 A |
| • at 45 °C | 100 A |
| • at 50 °C | 100 A |
| • at 55 °C | 100 A |
| • at 60 °C | 100 A |
| • at 65 °C | 100 A |
| • at 70 °C | 100 A |
| Switching capacity according to IEC 60947 | |
| switching capacity class of the circuit breaker | L |
| maximum short-circuit current breaking capacity (Icu) | |
| • at 240 V | 200 kA |


| | |
|--|---|
| <ul style="list-style-type: none"> • at 415 V • at 440 V • at 500 V • at 690 V | 150 kA 150 kA 100 kA 25 kA |
| operating short-circuit current breaking capacity (Ics) | |
| <ul style="list-style-type: none"> • at 240 V • at 415 V • at 440 V • at 500 V • at 690 V | 200 kA 150 kA 150 kA 100 kA 18 kA |
| short-circuit current making capacity (Icm) | |
| <ul style="list-style-type: none"> • at 240 V • at 415 V • at 440 V • at 500 V • at 690 V | 440 kA 330 kA 330 kA 220 kA 52.5 kA |
| Adjustable parameters | |
| product feature / for L-tripping / can be switched on/off | No |
| adjustable response value setting current (I _r) / of the L-trip / with I ² t characteristic | |
| <ul style="list-style-type: none"> • minimum • maximum | 40 A 100 A |
| adjustable response value delay time (t _r) / for L-tripping / with I ² t characteristic | |
| <ul style="list-style-type: none"> • minimum • maximum | 0.5 s 17 s |
| adjustable response value setting current (I _l) / for I-tripping | |
| <ul style="list-style-type: none"> • minimum • maximum | 150 A 1 200 A |
| adjustable setting current (I _{nN}) / for N-tripping | |
| <ul style="list-style-type: none"> • minimum • maximum | 20 A 100 A |
| design of the N-conductor protection | adjustable OFF; 50%; 100% |
| product function / grounding protection | No |
| Mechanical Design | |
| product component | |
| <ul style="list-style-type: none"> • undervoltage release • voltage trigger • trip indicator | No No No |
| height [in] | 7.13 in |
| height | 181 mm |
| width [in] | 5.51 in |
| type of connectable conductor cross-sections / of the round conductor terminal / stranded | 1 x (6 - 120 mm ²) |
| width | 140 mm |
| depth [in] | 3.39 in |
| depth | 86 mm |
| Connections | |
| arrangement of electrical connectors / for main current circuit | Front terminal |
| type of electrical connection / for main current circuit | double-sided box terminal |
| design of the surface / of the connections / on the top of the switch (N, 1, 3, 5) | tin |
| design of the surface / of the connections / on the bottom of the switch (N, 2, 4, 6) | tin |
| Auxiliary circuit | |
| number of CO contacts / for auxiliary contacts | 0 |
| Accessories | |
| product extension / optional / motor drive | Yes |
| Environmental conditions | |
| protection class IP / on the front | IP40 |

| | |
|------------------------------|--------|
| ambient temperature | |
| • during operation / minimum | -25 °C |
| • during operation / maximum | 70 °C |
| • during storage / minimum | -40 °C |
| • during storage / maximum | 80 °C |


| Environmental footprint | |
|--|-----------------|
| global warming potential [CO2 eq] / total | 61.814 kg |
| global warming potential [CO2 eq] / during manufacturing | 14.6 kg |
| global warming potential [CO2 eq] / during operation | 48.9 kg |
| global warming potential [CO2 eq] / after end of life | -2.2 kg |
| Siemens Eco Profile (SEP) | Siemens EcoTech |
| reference code / according to IEC 81346-2 | Q |

Approvals / Certificates

General Product Approval




CCC




VDE

[Miscellaneous](#)






EAC



S

[Confirmation](#)

| General Product Approval | EMV | Test Certificates | | | |
|--|--|--|--------------------------------------|---|---|
|  <p>UK CA</p> |  <p>CE EG-Konf.</p> |  <p>RCM</p> | <p>Miscellaneous</p> | <p>Special Test Certificate</p> | <p>Type Test Certificates/Test Report</p> |

Maritime application



ABS



BUREAU
VERITAS



DNV




LRS



RMRS

[CCS \(China Classification Society\)](#)

| other | Dangerous goods | | Environment | | |
|--------------------------------------|--------------------------------------|-------------------------------------|---|--|--|
| <p>Miscellaneous</p> | <p>Miscellaneous</p> | <p>Confirmation</p> |  <p>产品合格 QC PASS</p> | <p>Transport Information</p> | <p>Environmental Confirmations</p> |

Environment



Siemens
EcoTech

[Environmental Confirmations](#)



EPD

Further information

Information on the packaging
<https://support.industry.siemens.com/cs/ww/en/view/109813875>

Information for data generation and storage
<https://support.industry.siemens.com/cs/ww/en/view/109995012>

Information- and Downloadcenter (Catalogs, Brochures,...)
<https://www.siemens.com/lowvoltage/catalogs>

Industry Mall (Online ordering system)
<https://mall.industry.siemens.com/mall/en/en/Catalog/product?mlfb=3VA2110-8HL46-0AA0>

Service&Support (Manuals, Certificates, Characteristics, FAQs,...)
<https://support.industry.siemens.com/cs/ww/en/ps/3VA2110-8HL46-0AA0>

Image database (product images, 2D dimension drawings, 3D models, device circuit diagrams, ...)
https://www.automation.siemens.com/bilddb/cax_en.aspx?mlfb=3VA2110-8HL46-0AA0

CAX-Online-Generator

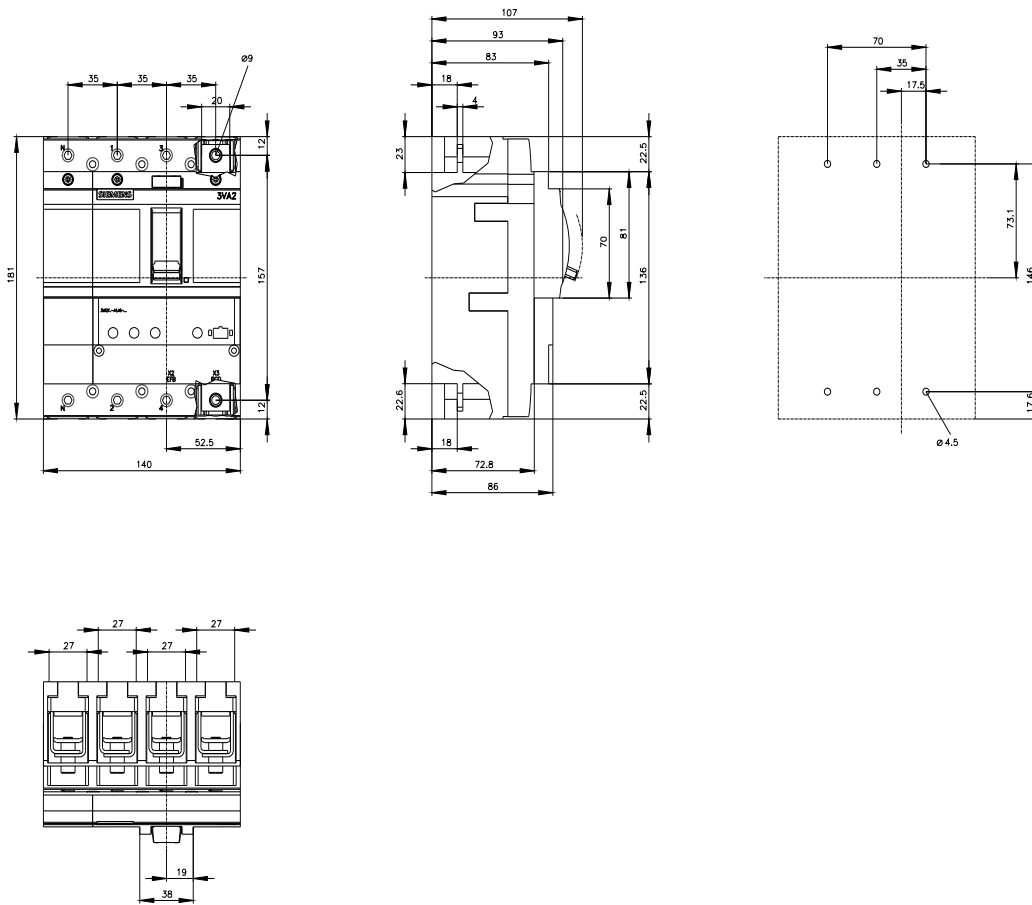
<https://www.siemens.com/cax>

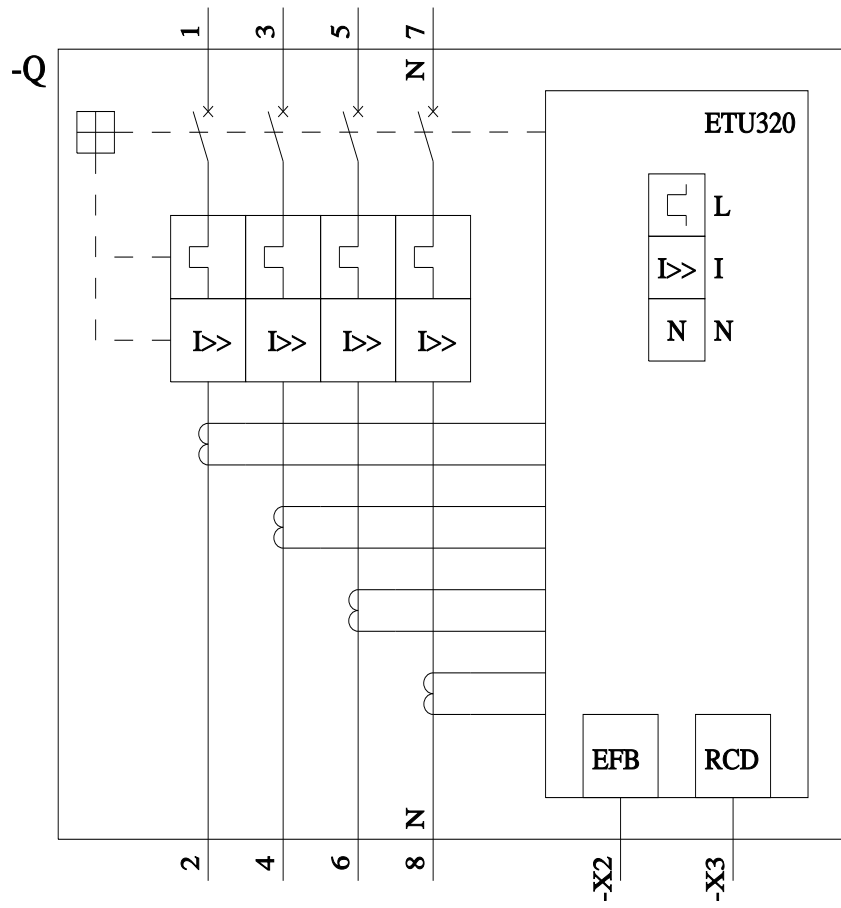
Tender specifications

<https://www.siemens.com/specifications>

Characteristic curves

https://curves.simaris.siemens.com/curves/<mmp_prod_noCOMP='HAUPT'></mmp_prod_no>





last modified:

4/3/2025 

