

circuit breaker 3VA2 IEC Frame 100 breaking capacity class L Icu=150 kA @ 415 V 3-pole, line protection ETU560, LSIG, In=63 A overload protection Ir=25 A...63 A short-circuit protection I_{sd}=0.6..10x I_n, I_i=1.5..12x I_n neutral conductor protection optionally with external current transformer, up to 160% ground-fault protection, can be switched off I_g=0.25...1 x I_n, t_g=0.05-0.8s terminal connection

Model	
product brand name	SENTRON
product designation	Molded case circuit breaker
design of the product	Line protection
design of the overcurrent release	ETU560
protection function of the overcurrent release	LSIG
number of poles	3
General technical data	
insulation voltage / rated value	800 V
operating voltage / at AC / rated value	690 V
power loss [W] / maximum	3 W
power loss [W] / for rated value of the current / at AC / in hot operating state / per pole	1 W
mechanical service life (operating cycles) / typical	25 000
electrical endurance (operating cycles) / at AC-1 / at 380/415 V	15 000
electrical endurance (operating cycles) / at AC-1 / at 690 V	10 500
product feature / for neutral conductors / upgradable/retrofitable / short-circuit and overload proof	Yes
ground-fault monitoring version	Summation current formation L-conductor
product function	
• communication function	Yes
• other measurement function	No
Net Weight	2.5 kg
Current	
operational current	
• at 40 °C	63 A
• at 45 °C	63 A
• at 50 °C	63 A
• at 55 °C	63 A
• at 60 °C	63 A
• at 65 °C	63 A
• at 70 °C	63 A
Switching capacity according to IEC 60947	
switching capacity class of the circuit breaker	L
maximum short-circuit current breaking capacity (I _{cu})	
• at 240 V	200 kA
• at 415 V	150 kA
• at 440 V	150 kA
• at 500 V	100 kA
• at 690 V	25 kA
operating short-circuit current breaking capacity (I _{cs})	
• at 240 V	200 kA
• at 415 V	150 kA
• at 440 V	150 kA
• at 500 V	100 kA
• at 690 V	18 kA
short-circuit current making capacity (I _{cm})	
• at 240 V	440 kA

- at 415 V
- at 440 V
- at 500 V
- at 690 V

330 kA
330 kA
220 kA
52.5 kA

Adjustable parameters

product feature / for L-tripping / can be switched on/off	No
adjustable response value setting current (I_r) / of the L-trip / with I2t characteristic	
• minimum	25 A
• maximum	63 A
adjustable response value delay time (t_r) / for L-tripping / with I2t characteristic	
• minimum	0.5 s
• maximum	25 s
adjustable response value setting current (I_{sd}) / of S-trip / with I0t characteristic	
• minimum	37 A
• maximum	630 A
adjustable response value setting current (I_{sd}) / of S-trip / with I2t characteristic	
• minimum	37 A
• maximum	630 A
adjustable response value delay time (t_{sd}) / for S-tripping / with I0t characteristic	
• minimum	0.05 s
• maximum	0.5 s
adjustable response value delay time (t_{sd}) / for S-tripping / with I2t characteristic	
• minimum	0.05 s
• maximum	0.5 s
adjustable response value setting current (I_l) / for I-tripping	
• minimum	94 A
• maximum	756 A
adjustable current response value current / for G-tripping / with standard characteristic	
• initial value	15 A
• full-scale value	63 A
adjustable response value delay time (t_g) / for G-tripping / with I0t characteristic	
• minimum	0.05 s
• maximum	0.8 s
adjustable response value setting current (I_g) / for G-tripping / with I2t characteristic	
• minimum	15 A
• maximum	63 A
adjustable response value delay time (t_g) / for G-tripping / with I2t characteristic	
• minimum	0.05 s
• maximum	0.8 s
adjustable setting current (I_{nN}) / for N-tripping	
• minimum	25 A
• maximum	100 A
design of the N-conductor protection	adjustable OFF; 40% to 160%
product function / grounding protection	Yes

Mechanical Design

product component	
• undervoltage release	No
• voltage trigger	No
• trip indicator	No
height [in]	7.13 in
height	181 mm
width [in]	4.13 in

type of connectable conductor cross-sections / of the round conductor terminal / stranded	1 x (6 - 120 mm ²)	
width	105 mm	
depth [in]	3.39 in	
depth	86 mm	
Connections		
arrangement of electrical connectors / for main current circuit	Front terminal	
type of electrical connection / for main current circuit	double-sided box terminal	
design of the surface / of the connections / on the top of the switch (N, 1, 3, 5)	tin	
design of the surface / of the connections / on the bottom of the switch (N, 2, 4, 6)	tin	
Auxiliary circuit		
number of CO contacts / for auxiliary contacts	0	
Accessories		
product extension / optional / motor drive	Yes	
Environmental conditions		
protection class IP / on the front	IP40	
ambient temperature		
• during operation / minimum	-25 °C	
• during operation / maximum	70 °C	
• during storage / minimum	-40 °C	
• during storage / maximum	80 °C	
Environmental footprint		
global warming potential [CO2 eq] / total	61.814 kg	
global warming potential [CO2 eq] / during manufacturing	14.6 kg	
global warming potential [CO2 eq] / during operation	48.9 kg	
global warming potential [CO2 eq] / after end of life	-2.2 kg	
Siemens Eco Profile (SEP)	Siemens EcoTech	
reference code / according to IEC 81346-2	Q	
Approvals / Certificates		
General Product Approval	other	Environment



EG-Konf.

[Confirmation](#)



Further information

Information on the packaging

<https://support.industry.siemens.com/cs/ww/en/view/109813875>

Information for data generation and storage

<https://support.industry.siemens.com/cs/ww/en/view/109995012>

Information- and Downloadcenter (Catalogs, Brochures,...)

<https://www.siemens.com/lowvoltage/catalogs>

Industry Mall (Online ordering system)

<https://mall.industry.siemens.com/mall/en/en/Catalog/product?mlfb=3VA2063-8JQ36-0AA0>

Service&Support (Manuals, Certificates, Characteristics, FAQs,...)

<https://support.industry.siemens.com/cs/ww/en/ps/3VA2063-8JQ36-0AA0>

Image database (product images, 2D dimension drawings, 3D models, device circuit diagrams, ...)

https://www.automation.siemens.com/bilddb/cax_en.aspx?mlfb=3VA2063-8JQ36-0AA0

CAX-Online-Generator

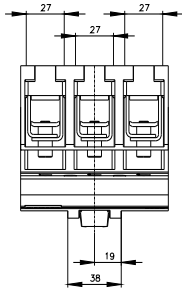
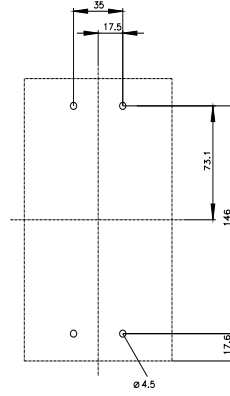
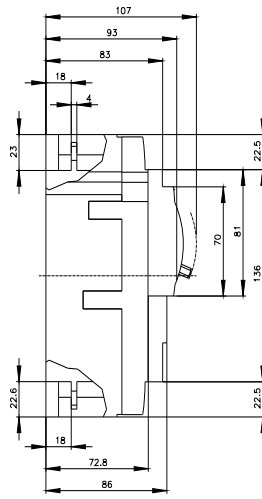
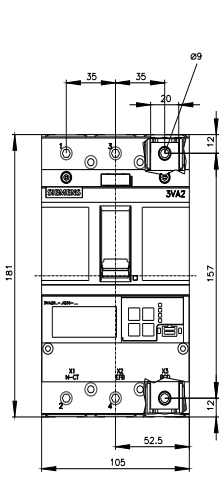
<https://www.siemens.com/cax>

Tender specifications

<https://www.siemens.com/specifications>

Characteristic curves

[https://curves.simaris.siemens.com/curves/<mmp_prod_noCOMP="HAUPT"></mmp_prod_no>](https://curves.simaris.siemens.com/curves/<mmp_prod_noCOMP=)



last modified:

5/25/2025 

