



Main

Range	TeSys
Product name	TeSys GV2
Device short name	GV2RT
Device application	Transformer Motor
Trip unit technology	Thermal-magnetic

Complementary

Poles description	3P
Network type	AC
Utilisation category	AC-3 conforming to IEC 60947-4-1 Category A IEC 60947-2
Network frequency	50/60 Hz IEC 60947-4-1
Fixing mode	35 mm symmetrical DIN rail: clipped Panel screwed with adaptor plate)
Operating position	Any position
Motor power kW	0.55 kW at 220/230 V AC 50/60 Hz motor protection high peak current 0.75 kW at 220/230 V AC 50/60 Hz motor protection high peak current 1.1 kW at 400/415 V AC 50/60 Hz motor protection high peak current 1.5 kW at 400/415 V AC 50/60 Hz motor protection high peak current 1.5 kW at 440 V AC 50/60 Hz motor protection high peak current 1.5 kW at 500 V AC 50/60 Hz motor protection high peak current 2.2 kW at 500 V AC 50/60 Hz motor protection high peak current 2.2 kW at 690 V AC 50/60 Hz motor protection high peak current 3 kW at 690 V AC 50/60 Hz motor protection high peak current 1 kW at 230/240 V AC 50/60 Hz transformer protection 1.6 kW at 400/415 V AC 50/60 Hz transformer protection 2 kW at 400/415 V AC 50/60 Hz transformer protection 1.6 kW at 440 V AC 50/60 Hz transformer protection 2 kW at 440 V AC 50/60 Hz transformer protection 2 kW at 500 V AC 50/60 Hz transformer protection 2.5 kW at 500 V AC 50/60 Hz transformer protection 2.5 kW at 690 V AC 50/60 Hz transformer protection
Breaking capacity	100 kA Icu 400/415 V AC 50/60 Hz IEC 60947-2 100 kA Icu 440 V AC 50/60 Hz IEC 60947-2 100 kA Icu 500 V AC 50/60 Hz IEC 60947-2 3 kA Icu 690 V AC 50/60 Hz IEC 60947-2 100 kA Icu at 220/230 V AC 50/60 Hz conforming to IEC 60947-2
Control type	Toggle
Line Rated Current	4 A
Thermal protection adjustment range	2.5...4 A
Magnetic tripping current	78 A
[Ue] rated operational voltage	690 V AC 50/60 Hz IEC 60947-2
[Ui] rated insulation voltage	690 V AC 50/60 Hz IEC 60947-2
[Ith] conventional free air thermal current	4 A IEC 60947-4-1
[Uimp] rated impulse withstand voltage	6 kV IEC 60947-2
Power dissipation per pole	2.5 W

Mechanical durability	100000 cycles
Electrical durability	100000 cycles AC-3 440 V
Maximum operating rate	25 cyc/h
Rated duty	Continuous conforming to IEC 60947-4-1
Tightening torque	15.05 lbf.in (1.7 N.m) screw clamp terminals
Suitability for isolation	Yes conforming to IEC 60947-1
Height	3.50 in (89 mm)
Maximum Width	1.77 in (45 mm)
Depth	3.09 in (78.5 mm)

Environment

Standards	EN/IEC 60947-2 EN/IEC 60947-4-1 UL 60947-4-1 CSA C22.2 No 60947-4-1
Product certifications	IECEE CB Scheme UL CSA CCC EAC BV LROS (Lloyds register of shipping)
Protective treatment	TH
IP degree of protection	IP20 IEC 60529
IK degree of protection	IK04
Ambient air temperature for operation	-4...140 °F (-20...60 °C)
Ambient air temperature for storage	-40...176 °F (-40...80 °C)
Fire resistance	1760 °F (960 °C) IEC 60695-2-1
Operating altitude	6561.68 ft (2000 m)

Ordering and shipping details

Category	22367 - MANUAL STR PROTECTOR - GV2
Discount Schedule	I11
GTIN	00785901013273
Nbr. of units in pkg.	1
Package weight(Lbs)	0.56 lb(US) (0.25 kg)
Returnability	Yes
Country of origin	FR

Packing Units

Unit Type of Package 1	PCE
Package 1 Height	1.89 in (4.8 cm)
Package 1 width	3.35 in (8.5 cm)
Package 1 Length	3.70 in (9.4 cm)
Unit Type of Package 2	S02
Number of Units in Package 2	24
Package 2 Weight	13.96 lb(US) (6.33 kg)
Package 2 Height	5.91 in (15 cm)
Package 2 width	11.81 in (30 cm)
Package 2 Length	15.75 in (40 cm)
Unit Type of Package 3	P06
Number of Units in Package 3	384
Package 3 Weight	246.43 lb(US) (111.78 kg)
Package 3 Height	31.50 in (80 cm)
Package 3 width	31.50 in (80 cm)
Package 3 Length	23.62 in (60 cm)

Offer Sustainability

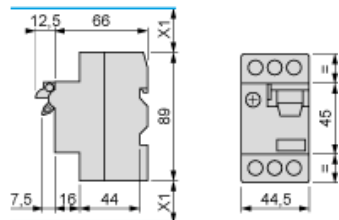
Sustainable offer status	Green Premium product
California proposition 65	WARNING: This product can expose you to chemicals including: Antimony oxide & Antimony trioxide, which is known to the State of California to cause cancer. For more information go to www.P65Warnings.ca.gov
REACH Regulation	REACH Declaration
EU RoHS Directive	Compliant EU RoHS Declaration
Mercury free	Yes
RoHS exemption information	Yes
China RoHS Regulation	China RoHS Declaration
Environmental Disclosure	Product Environmental Profile
WEEE	The product must be disposed on European Union markets following specific waste collection and never end up in rubbish bins.

Contractual warranty

Warranty	18 months
----------	-----------

GV2RT

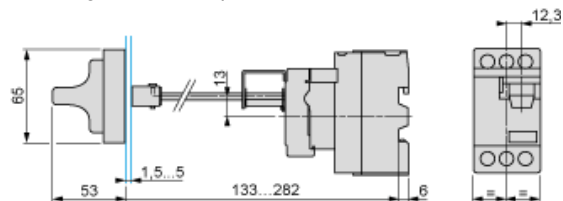
Dimensions



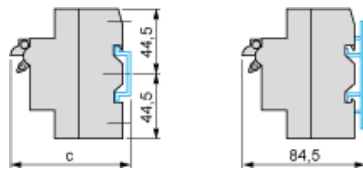
X1: Electrical clearance = 40 mm for $U_e < 690$ V

Mounting

Mounting of external operator GV2AP03



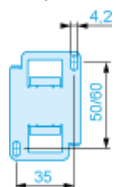
On 35 mm rail



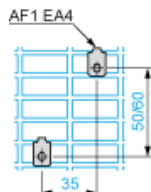
c = 80 on AM1 DP200 (35 x 7.5)

c = 88 on AM1 DE200, ED200 (35 x 15)

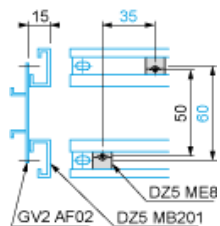
On panel with adapter plate GV2AF02



On pre-slotted plate AM1 PA



On rails DZ5 MB



GV2ME•• and GV2RT

