

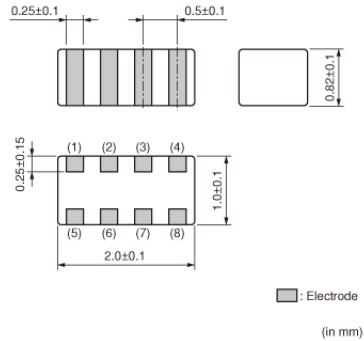
DLP2ADN670HL4#

“#” indicates a package specification code.



< List of part numbers with package codes >
DLP2ADN670HL4B DLP2ADN670HL4L

Appearance & Shape



Features

1. 2 components are included in 2.0x1.0mm size
2. Low profile: typ. 0.82mm
3. DLP2AD can suppress common mode noise without damage to signal wave.
4. DLP2AD match with line impedance.
5. DLP2ADA is for high speed differential signal line.
Cutoff Frequency : 6.0GHz or more

Applications

Common mode noise suppression of high speed differential signal lines for USB, IEEE1394 LVDS, DVI, HDMI

1. Main board of personal computers, Note PCs
2. Printers, Scanners
3. LCD monitors
4. Game equipment
5. PC peripheral equipment

Applications

Other Usage	For general
-------------	-------------

Packaging Information

Packaging	Specifications	Minimum Order Quantity
B	Bulk(Bag)	500
L	180mm Embossed Tape	3000

Attention

1. This datasheet is downloaded from the website of Murata Manufacturing Co., Ltd. Therefore, it's specifications are subject to change or our products in it may be discontinued without advance notice. Please check with our sales representatives or product engineers before ordering.
2. This datasheet has only typical specifications because there is no space for detailed specifications.
Therefore, please review our product specifications or consult the approval sheet for product specifications before ordering.

DLP2ADN670HL4#

“#” indicates a package specification code.



Specifications

Shape	SMD	Operating Temperature Range	-40°C to 85°C
Size Code (in mm)	2010	Mass(typ.)	0.009g
Size Code (in inch)	0804	Number of Circuit	2
Length	2.0mm	Operating Temperature Range(Self-temperature rise is included)	No
Length Tolerance	±0.1mm		
Width	1.0mm		
Width Tolerance	±0.1mm		
Thickness	0.82mm		
Thickness Tolerance	±0.1mm		
Common Mode Impedance (at 100MHz)	67Ω		
Common Mode Impedance (at 100MHz) Tolerance	±20%		
Rated Current	140mA		
Rated Voltage	5Vdc		
Withstanding Voltage	12.5Vdc		
DC Resistance(max.)	1.63Ω		
DC Resistance	1.3Ω±25%		
Insulation Resistance(min.)	100MΩ		

Attention

1.This datasheet is downloaded from the website of Murata Manufacturing Co., Ltd. Therefore, it's specifications are subject to change or our products in it may be discontinued without advance notice. Please check with our sales representatives or product engineers before ordering.

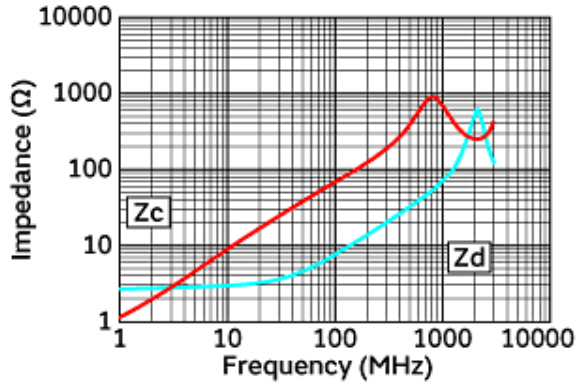
2.This datasheet has only typical specifications because there is no space for detailed specifications.

Therefore, please review our product specifications or consult the approval sheet for product specifications before ordering.

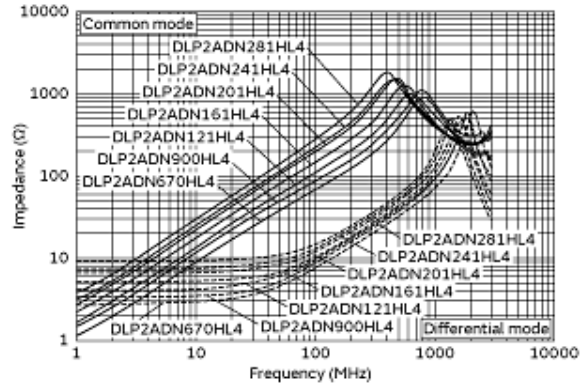
DLP2ADN670HL4#

“#” indicates a package specification code.

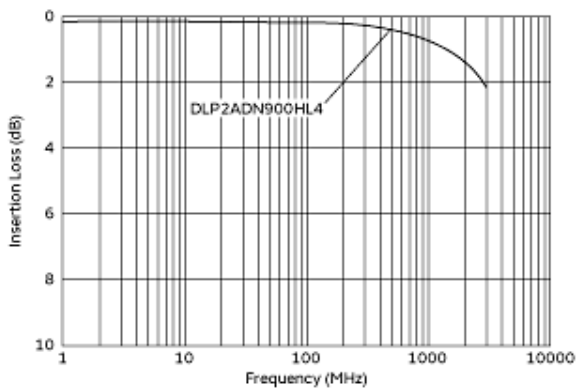
Product Data



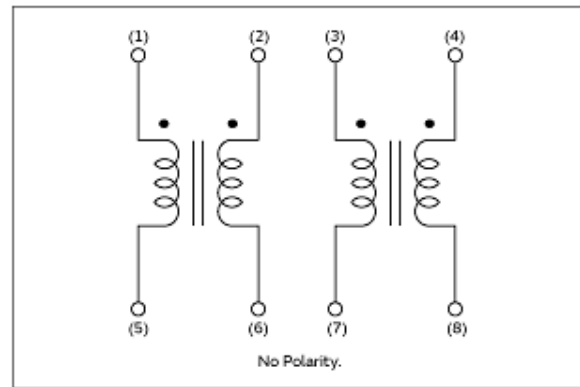
Impedance-Frequency Characteristics



Impedance-Frequency Characteristics (Main Items)



Differential Mode Transmission Characteristics (Typical Value)



Equivalent Circuit

Attention

- 1.This datasheet is downloaded from the website of Murata Manufacturing Co., Ltd. Therefore, it's specifications are subject to change or our products in it may be discontinued without advance notice. Please check with our sales representatives or product engineers before ordering.
- 2.This datasheet has only typical specifications because there is no space for detailed specifications. Therefore, please review our product specifications or consult the approval sheet for product specifications before ordering.