

Electronic housing - CM 75-LG/H 35/BO BK - 2942881

Please be informed that the data shown in this PDF Document is generated from our Online Catalog. Please find the complete data in the user's documentation. Our General Terms of Use for Downloads are valid (<http://phoenixcontact.com/download>)



Component housing, Complete housing, with vents, width: 75 mm, depth: 102 mm, cross connection: without bus connector, number of positions cross connector: not relevant

The figure shows versions CM 50-LG/H 30/BO and CM 75-LG/H 35 BO

Your advantages

- ✓ Flexible accommodation of different connection elements (from high-position connectors to electronic PCBs)
- ✓ Rugged housing technology
- ✓ Easy snap-on mounting on symmetrical DIN rails according to EN 60715
- ✓ Shock and contamination-proof accommodation of electronic components



Key Commercial Data

Packing unit	5 pc
GTIN	
GTIN	4017918126384
Weight per Piece (excluding packing)	163.340 g
Custom tariff number	85369010
Country of origin	Germany
Note	Made to Order (non-returnable)

Technical data

Item properties

Brief article description	Electronic housing
Type	CM 75-LG/H 35/BO BK
Order No.	2942881
Housing type	Component housing
Type	Complete housing

Dimensions

Electronic housing - CM 75-LG/H 35/BO BK - 2942881

Technical data

Dimensions

Caption	Dimension A=108 mm; dimension B=102 mm; dimension C=75 mm
Width [w]	75 mm
Depth [d]	102 mm

Material data

Color (RAL)	black
Flammability rating according to UL 94	V0
Housing material	Polycarbonate fiber reinforced

Ambient conditions

Ambient temperature (operation)	-40 °C ... 105 °C (depending on power dissipation)
---------------------------------	--

Packaging information

Pieces per package	5
Denomination packing units	Pcs.

Standards and regulations

Flammability rating according to UL 94	V0
--	----

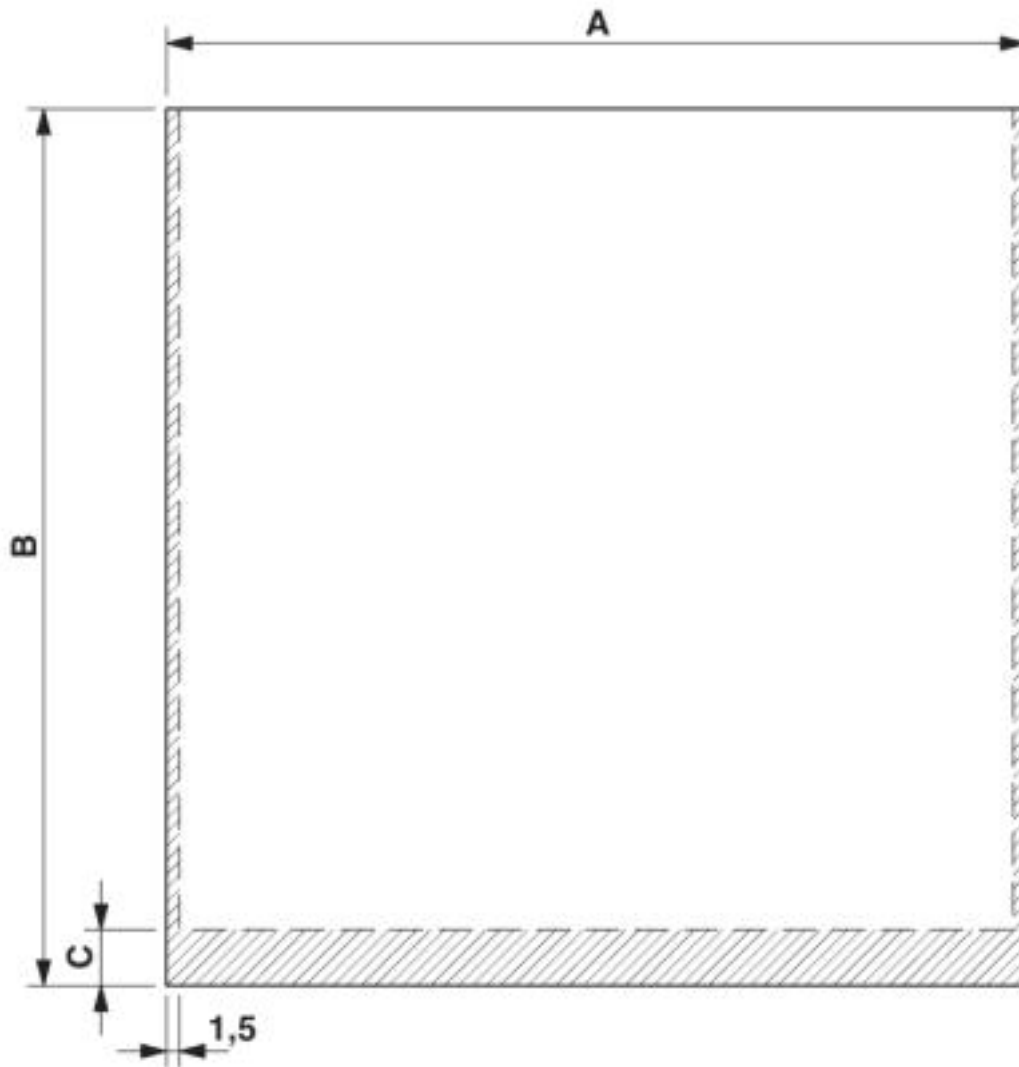
Environmental Product Compliance

China RoHS	Environmentally friendly use period: unlimited = EFUP-e
	No hazardous substances above threshold values

Drawings

Electronic housing - CM 75-LG/H 35/BO BK - 2942881

Dimensional drawing

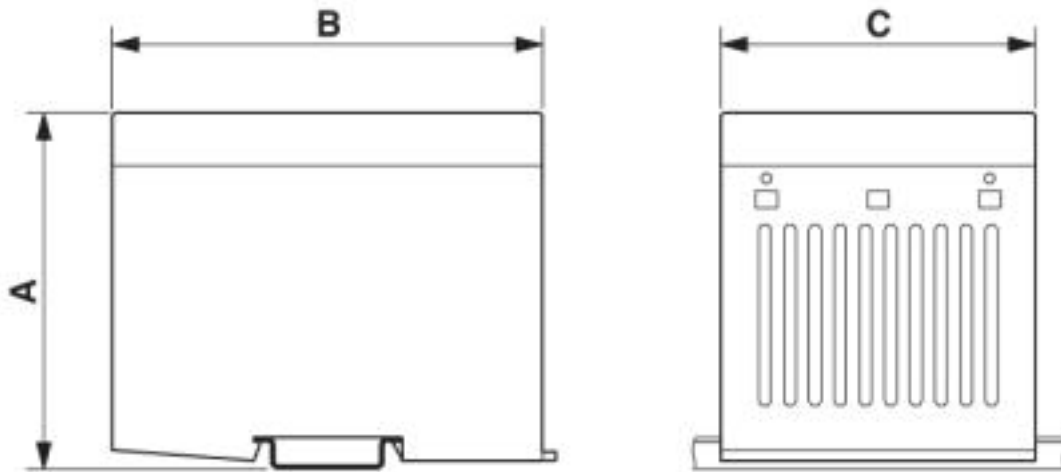


PCB 1, 7: Dimension A: 72.5 mm; B: 96.0 mm; C: 6.5 mm

PCB 8, 13: Dimension A: 100.0 mm; B: 96.0 mm; C: 6.5 mm

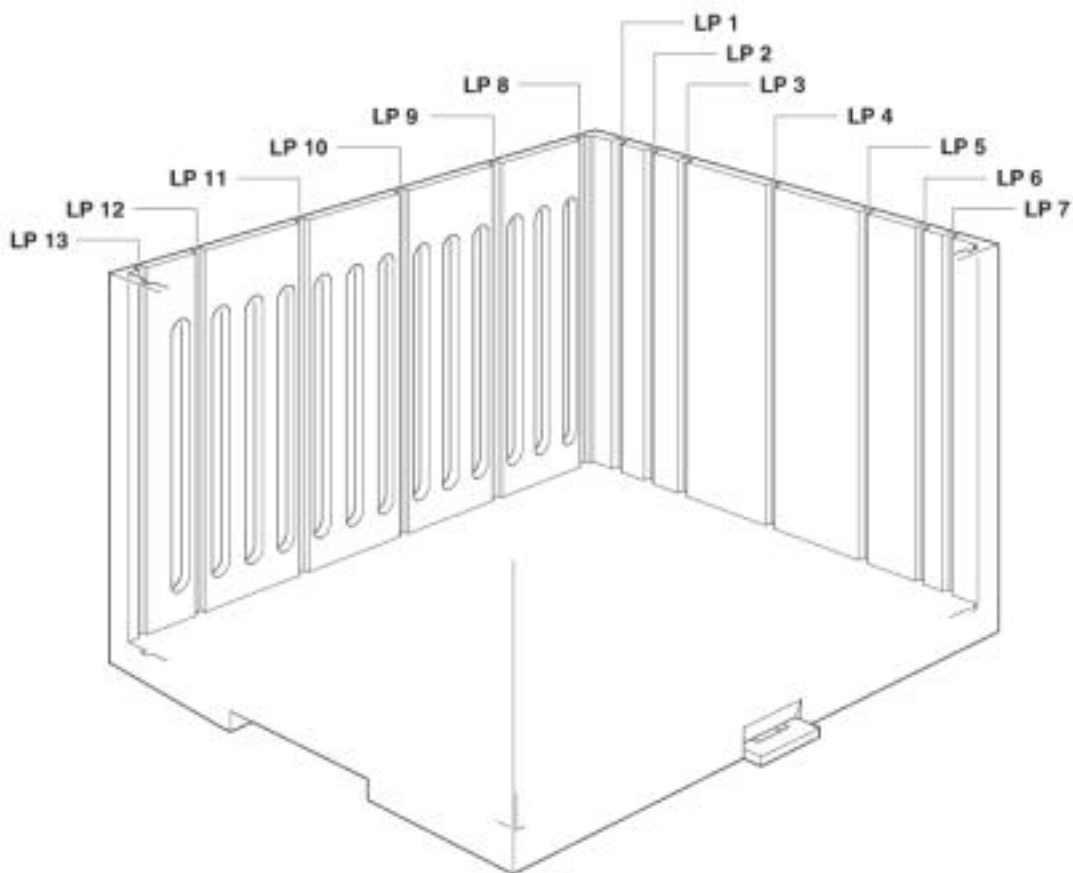
Electronic housing - CM 75-LG/H 35/BO BK - 2942881

Dimensional drawing



Dimension A=108 mm; dimension B=102 mm; dimension C=75 mm

Schematic diagram



Electronic housing - CM 75-LG/H 35/BO BK - 2942881

Classifications

eCl@ss

eCl@ss 4.0	27180400
eCl@ss 4.1	27180400
eCl@ss 5.0	27180500
eCl@ss 5.1	27180500
eCl@ss 6.0	27180800
eCl@ss 7.0	27182702
eCl@ss 8.0	27182702
eCl@ss 9.0	27182702

ETIM

ETIM 2.0	EC001031
ETIM 3.0	EC001031
ETIM 4.0	EC001031
ETIM 5.0	EC001031
ETIM 6.0	EC001031
ETIM 7.0	EC001031

UNSPSC

UNSPSC 6.01	31261501
UNSPSC 7.0901	31261501
UNSPSC 11	31261501
UNSPSC 12.01	31261501
UNSPSC 13.2	31261501
UNSPSC 18.0	31261501
UNSPSC 19.0	31261501
UNSPSC 20.0	31261501
UNSPSC 21.0	31261501

Approvals

Approvals

Approvals

EAC

Ex Approvals

Approval details

Electronic housing - CM 75-LG/H 35/BO BK - 2942881

Approvals

EAC



B.01742