

Relay Module - DEK-REL- 24/1/SEN - 2964050

Please be informed that the data shown in this PDF Document is generated from our Online Catalog. Please find the complete data in the user's documentation. Our General Terms of Use for Downloads are valid (<http://phoenixcontact.com/download>)




Relay terminal block for sensor, with soldered-in miniature relays, contact (AgNi+Au): small to medium loads, 1 N/O contact, input voltage 24 V AC/DC, for assembly on NS 35/7.5, terminal width 6.2 mm

Product Features

- Reduced costs as N terminal block is no longer required
- Wiring reduced to a minimum
- Up to 73% more space
- Integrated input circuit
- 2 kVrms electrical isolation between input and output
- 2-layer contact with hard gold plating for universal applications from 1 mA to 5 A continuous current



Key commercial data

Packing unit	1 pc
GTIN	 4 017918 099367
Weight per Piece (excluding packing)	24.0 GRM
Custom tariff number	85364190
Country of origin	China

Technical data

Note

Utilization restriction	EMC: class A product, see manufacturer's declaration in the download area
-------------------------	---

Dimensions

Width	6.2 mm
Height	80 mm

Relay Module - DEK-REL- 24/1/SEN - 2964050

Technical data

Dimensions

Depth	56 mm
-------	-------

Ambient conditions

Ambient temperature (operation)	-20 °C ... 50 °C
Ambient temperature (storage/transport)	-20 °C ... 70 °C

Coil side

Nominal input voltage U_N	24 V AC/DC
	24 V DC
	24 V AC
Input voltage range in reference to U_N	0.8 ... 1.1
Typical input current at U_N	6.5 mA
Typical response time	5 ms
Typical release time	15 ms
Operating voltage display	Yellow LED
Protective circuit	Bridge rectifier Bridge rectifier

Contact side

Contact type	1 N/O contact
Contact material	AgNi, hard gold-plated
Maximum switching voltage	250 V AC
	125 V DC
Minimum switching voltage	0.1 V
Maximum inrush current	5 A
Min. switching current	1 mA
Limiting continuous current	3 A (5 A up to 35°C at 24 V DC)
Interrupting rating (ohmic load) max.	72 W (at 24 V DC)
	60 W (at 48 V DC)
	50 W (at 60 V DC)
	50 W (at 110 V DC)
	750 VA (for 250 V AC)
	120 W (at 24 V DC - up to 35°)

General

Test voltage relay winding/relay contact	2 kV AC (50 Hz, 1 min.)
Operating mode	100% operating factor
Mechanical service life	Approx. 2×10^7 cycles
Standards/regulations	IEC 60664
	EN 50178

Relay Module - DEK-REL- 24/1/SEN - 2964050

Technical data

General

	IEC 62103
Rated surge voltage / insulation	Basic insulation
Pollution degree	2
Surge voltage category	III
Mounting position	any
Assembly instructions	In rows with zero spacing

Connection data

Connection method	Screw connection
Stripping length	8 mm
Conductor cross section stranded min.	0.2 mm ²
Conductor cross section stranded max.	2.5 mm ²
Conductor cross section solid min.	0.2 mm ²
Conductor cross section solid max.	2.5 mm ²
Conductor cross section AWG/kcmil max	14
Conductor cross section AWG/kcmil min.	24
Screw thread	M3
Tightening torque max	0.5 Nm

Classifications

eCl@ss

eCl@ss 4.0	27371102
eCl@ss 4.1	27371102
eCl@ss 5.0	27371001
eCl@ss 5.1	27371001
eCl@ss 6.0	27371001
eCl@ss 7.0	27371001
eCl@ss 8.0	27371001

ETIM

ETIM 2.0	EC001437
ETIM 3.0	EC001437
ETIM 4.0	EC001437
ETIM 5.0	EC001437

UNSPSC

UNSPSC 6.01	30211916
-------------	----------

Relay Module - DEK-REL- 24/1/SEN - 2964050

Classifications

UNSPSC

UNSPSC 7.0901	39121515
UNSPSC 11	39121515
UNSPSC 12.01	39121515
UNSPSC 13.2	39121515

Approvals

Approvals


Approvals


UL Recognized / cUL Recognized / GOST / cULus Recognized


Ex Approvals

Approvals submitted

Approval details

UL Recognized 

cUL Recognized 

GOST 

cULus Recognized 

Accessories

Accessories

Relay Module - DEK-REL- 24/1/SEN - 2964050

Accessories

Insertion bridge

Insertion bridge - EB 2- DIK RD - 2716693



Insertion bridge, Number of positions: 2, Color: red

Insertion bridge - EB 3- DIK RD - 2716745



Insertion bridge, Number of positions: 3, Color: red

Insertion bridge - EB 4- DIK RD - 2716758



Insertion bridge, Number of positions: 4, Color: red

Insertion bridge - EB 5- DIK RD - 2716761



Insertion bridge, Number of positions: 5, Color: red

Insertion bridge - EB 10- DIK RD - 2716774



Insertion bridge, Number of positions: 10, Color: red

Relay Module - DEK-REL- 24/1/SEN - 2964050

Accessories

Insertion bridge - EB 2- DIK BU - 2716648



Insertion bridge, Number of positions: 2, Color: blue

Insertion bridge - EB 3- DIK BU - 2716651



Insertion bridge, Number of positions: 3, Color: blue

Insertion bridge - EB 4- DIK BU - 2716664



Insertion bridge, Number of positions: 4, Color: blue

Insertion bridge - EB 5- DIK BU - 2716677



Insertion bridge, Number of positions: 5, Color: blue

Insertion bridge - EB 10- DIK BU - 2716680



Insertion bridge, Number of positions: 10, Color: blue

Relay Module - DEK-REL- 24/1/SEN - 2964050

Accessories

Insertion bridge - EB 80- DIK BU - 2715940



Insertion bridge, Number of positions: 80, Color: blue

Insertion bridge - EB 80- DIK RD - 2715953



Insertion bridge, Number of positions: 80, Color: red

Insertion bridge - EB 80- DIK WH - 2715788



Insertion bridge, Number of positions: 80, Color: white

Labeled terminal marker

Zack marker strip - ZB 6,LGS:FORTL.ZAHLEN - 1051016



Zack marker strip, Strip, white, labeled, can be labeled with: Plotter, Printed horizontally: Consecutive numbers 1 - 10, 11 - 20, etc. up to 491 - 500, Mounting type: Snap into tall marker groove, for terminal block width: 6.2 mm, Lettering field: 6.15 x 10.5 mm

Partition plate

Separating plate - D-DEK 1,5 GN - 2716949



Cover for setting the end of a terminal row, color: green

Relay Module - DEK-REL- 24/1/SEN - 2964050

Accessories

Sensor/actuator terminal block

Sensor/actuator terminal block - DIKD 1,5 - 2715979



Sensor/actuator terminal block, Cross section: 0.2 mm² - 4 mm², AWG: 24 - 12, Connection type: Screw connection, Width: 6.2 mm, Color: gray, Mounting type: NS 35/7,5, NS 35/15

Terminal marking

Zack marker strip - ZB 6:UNBEDRUCKT - 1051003



Zack marker strip, Strip, white, unlabeled, can be labeled with: Plotter, Mounting type: Snap into tall marker groove, for terminal block width: 6.2 mm, Lettering field: 6.15 x 10.5 mm

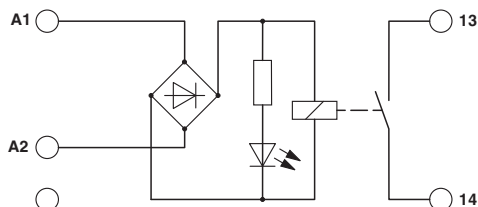
Zack marker strip - ZB 6/WH-100:UNBEDRUCKT - 5060935



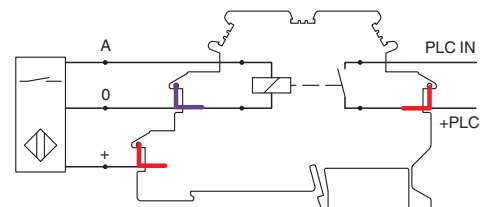
Zack marker strip, Strip, white, unlabeled, can be labeled with: Plotter, Mounting type: Snap into tall marker groove, for terminal block width: 6.2 mm, Lettering field: 6.15 x 10.5 mm

Drawings

Circuit diagram



Schematic diagram



Pin configuration DEK-REL-...SEN

