

## Relay Module - DEK-REL- 24/1/S - 2964131

Please be informed that the data shown in this PDF Document is generated from our Online Catalog. Please find the complete data in the user's documentation. Our General Terms of Use for Downloads are valid (<http://phoenixcontact.com/download>)




Relay terminal block, with soldered-in miniature relays, contact (AgNi+Au): small to medium loads, 1 N/O contact, input voltage 24 V AC/DC, with integrated "manual", "0", "automatic" switch, for assembly on NS 35/7.5, terminal width 6.2 mm

### Product Features

- Just 6.2 mm wide
- Safe isolation according to DIN EN 50178 between coil and contact
- Increased contact reliability thanks to double contact
- Max. switching current of 5 A



### Key commercial data

Packing unit	1 pc
GTIN	 4 017918 101015
Weight per Piece (excluding packing)	26.26 GRM
Custom tariff number	85364190
Country of origin	China

### Technical data

#### Note

Utilization restriction	EMC: class A product, see manufacturer's declaration in the download area
-------------------------	---

#### Dimensions

Width	6.2 mm
Height	80 mm
Depth	61 mm

# Relay Module - DEK-REL- 24/1/S - 2964131

## Technical data

### Ambient conditions

Ambient temperature (operation)	-20 °C ... 50 °C
Ambient temperature (storage/transport)	-20 °C ... 70 °C

### Coil side

Nominal input voltage $U_N$	24 V AC/DC
Input voltage range in reference to $U_N$	0.8 ... 1.1
Typical input current at $U_N$	6.5 mA
Typical response time	5 ms
Typical release time	15 ms
Operating voltage display	Yellow LED
Protective circuit	Bridge rectifier Bridge rectifier

### Contact side

Contact type	1 N/O contact
Contact material	AgNi, hard gold-plated
Maximum switching voltage	250 V AC
	125 V DC
Minimum switching voltage	0.1 V
Maximum inrush current	5 A
Min. switching current	1 mA
Limiting continuous current	3 A (5 A up to 35°C at 24 V DC)
Interrupting rating (ohmic load) max.	72 W (at 24 V DC)
	60 W (at 48 V DC)
	50 W (at 60 V DC)
	50 W (at 110 V DC)
	750 VA (for 250 V AC)
	120 W (at 24 V DC - up to 35°)

### General

Test voltage relay winding/relay contact	2 kV AC (50 Hz, 1 min.)
Operating mode	100% operating factor
Mechanical service life	Approx. $2 \times 10^7$ cycles
Standards/regulations	IEC 60664
	EN 50178
	IEC 62103
Rated surge voltage / insulation	Basic insulation
Pollution degree	2
Surge voltage category	III
Mounting position	any

# Relay Module - DEK-REL- 24/1/S - 2964131

## Technical data

### General

Assembly instructions	In rows with zero spacing
-----------------------	---------------------------

### Connection data

Connection method	Screw connection
Stripping length	8 mm
Conductor cross section stranded min.	0.2 mm <sup>2</sup>
Conductor cross section stranded max.	2.5 mm <sup>2</sup>
Conductor cross section solid min.	0.2 mm <sup>2</sup>
Conductor cross section solid max.	2.5 mm <sup>2</sup>
Conductor cross section AWG/kcmil max	14
Conductor cross section AWG/kcmil min.	24
Screw thread	M3
Tightening torque max	0.5 Nm

## Classifications

### eCl@ss

eCl@ss 4.0	27371102
eCl@ss 4.1	27371102
eCl@ss 5.0	27371001
eCl@ss 5.1	27371001
eCl@ss 6.0	27371001
eCl@ss 7.0	27371001
eCl@ss 8.0	27371001

### ETIM

ETIM 2.0	EC001437
ETIM 3.0	EC001437
ETIM 4.0	EC001437
ETIM 5.0	EC001437

### UNSPSC

UNSPSC 6.01	30211916
UNSPSC 7.0901	39121515
UNSPSC 11	39121515
UNSPSC 12.01	39121515
UNSPSC 13.2	39121515

# Relay Module - DEK-REL- 24/1/S - 2964131

## Approvals

Approvals

---

Approvals

UL Recognized / cUL Recognized / GOST / cULus Recognized

---


Ex Approvals

---

Approvals submitted


---

## Approval details

UL Recognized 

cUL Recognized 

GOST 

cULus Recognized 

## Accessories

Accessories

Insertion bridge

## Relay Module - DEK-REL- 24/1/S - 2964131

### Accessories

Insertion bridge - EB 2- DIK RD - 2716693



Insertion bridge, Number of positions: 2, Color: red

---

Insertion bridge - EB 3- DIK RD - 2716745



Insertion bridge, Number of positions: 3, Color: red

---

Insertion bridge - EB 4- DIK RD - 2716758



Insertion bridge, Number of positions: 4, Color: red

---

Insertion bridge - EB 5- DIK RD - 2716761



Insertion bridge, Number of positions: 5, Color: red

---

Insertion bridge - EB 10- DIK RD - 2716774



Insertion bridge, Number of positions: 10, Color: red

---

## Relay Module - DEK-REL- 24/1/S - 2964131

### Accessories

Insertion bridge - EB 2- DIK BU - 2716648



Insertion bridge, Number of positions: 2, Color: blue

---

Insertion bridge - EB 3- DIK BU - 2716651



Insertion bridge, Number of positions: 3, Color: blue

---

Insertion bridge - EB 4- DIK BU - 2716664



Insertion bridge, Number of positions: 4, Color: blue

---

Insertion bridge - EB 5- DIK BU - 2716677



Insertion bridge, Number of positions: 5, Color: blue

---

Insertion bridge - EB 10- DIK BU - 2716680



Insertion bridge, Number of positions: 10, Color: blue

---

## Relay Module - DEK-REL- 24/1/S - 2964131

### Accessories

Insertion bridge - EB 80- DIK BU - 2715940



Insertion bridge, Number of positions: 80, Color: blue

---

Insertion bridge - EB 80- DIK RD - 2715953



Insertion bridge, Number of positions: 80, Color: red

---

Insertion bridge - EB 80- DIK WH - 2715788



Insertion bridge, Number of positions: 80, Color: white

---

### Labeled terminal marker

Zack marker strip - ZB 6,LGS:FORTL.ZAHLEN - 1051016



Zack marker strip, Strip, white, labeled, can be labeled with: Plotter, Printed horizontally: Consecutive numbers 1 - 10, 11 - 20, etc. up to 491 - 500, Mounting type: Snap into tall marker groove, for terminal block width: 6.2 mm, Lettering field: 6.15 x 10.5 mm

---

### Partition plate

Separating plate - D-DEK 1,5 GN - 2716949



Cover for setting the end of a terminal row, color: green

# Relay Module - DEK-REL- 24/1/S - 2964131

## Accessories

### Sensor/actuator terminal block

Sensor/actuator terminal block - DIKD 1,5 - 2715979



Sensor/actuator terminal block, Cross section: 0.2 mm<sup>2</sup> - 4 mm<sup>2</sup>, AWG: 24 - 12, Connection type: Screw connection, Width: 6.2 mm, Color: gray, Mounting type: NS 35/7,5, NS 35/15

### Terminal marking

Zack marker strip - ZB 6:UNBEDRUCKT - 1051003



Zack marker strip, Strip, white, unlabeled, can be labeled with: Plotter, Mounting type: Snap into tall marker groove, for terminal block width: 6.2 mm, Lettering field: 6.15 x 10.5 mm

Zack marker strip - ZB 6/WH-100:UNBEDRUCKT - 5060935



Zack marker strip, Strip, white, unlabeled, can be labeled with: Plotter, Mounting type: Snap into tall marker groove, for terminal block width: 6.2 mm, Lettering field: 6.15 x 10.5 mm

## Drawings

Circuit diagram

