

Current transducers - MCR-SL-S-100-I-LP - 2813486

Please be informed that the data shown in this PDF Document is generated from our Online Catalog. Please find the complete data in the user's documentation. Our General Terms of Use for Downloads are valid (<http://phoenixcontact.com/download>)



MCR current measuring transducer, for measuring sinusoidal and non-sinusoidal alternating currents, input current 0...100 A, loop-powered output with 4...20 mA

Product Features

- Can be retrofitted with open-up Rogowski coil
- Loop-powered
- 30 6000 Hz true r.m.s. value measurement
- Measuring range selection via slide switch



Key commercial data

Packing unit	1 pc
Weight per Piece (excluding packing)	133.0 GRM
Custom tariff number	85437090
Country of origin	Japan

Technical data

Dimensions

Width	55 mm
Height	85 mm
Depth	70.5 mm

Ambient conditions

Ambient temperature (operation)	-20 °C ... 60 °C
Ambient temperature (storage/transport)	-40 °C ... 85 °C
Degree of protection	IP20

Input data

Current transducers - MCR-SL-S-100-I-LP - 2813486

Technical data

Input data

Input	Current measuring input
Input current range	0 A ... 100 A (0...50/75/100 A)
Operate threshold	1 % (of final value)
Setting range for min. input current	0 A ... 50 A
Setting range for max. input current	0 A ... 100 A
Overload capacity	Depending on laid conductor
Surge strength	Depending on through connected conductor
Frequency measuring range	30 Hz ... 6000 Hz
Connection method	Clamp-on cable design, diameter 18.5 mm

Output data

Output name	Current output
Current output signal	4 mA ... 20 mA
Max. output current	< 25 mA
Load/output load current output	$(U_B - 12 \text{ V}) \times 350 / 12 \text{ A}$

Switching output

Output name	No switching output
-------------	---------------------

Power supply

Supply voltage range	20 V DC ... 30 V DC
----------------------	---------------------

Connection data

Connection method	Pluggable screw connection
Conductor cross section solid min.	0.2 mm ²
Conductor cross section solid max.	2.5 mm ²
Conductor cross section AWG/kcmil min.	24
Conductor cross section AWG/kcmil max	14
Conductor cross section stranded min.	0.2 mm ²
Conductor cross section stranded max.	2.5 mm ²
Stripping length	8 mm
Screw thread	M3

General

Maximum transmission error	< 1 % (of final value)
Maximum temperature coefficient	< 0.025 %/K
Step response (10-90%)	< 340 ms
Surge voltage category	III
Pollution degree	2
Rated insulation voltage	300 V AC (to earth)

Current transducers - MCR-SL-S-100-I-LP - 2813486

Technical data

General

Test voltage input/output	5 kV (50 Hz, 1 min.)
Color	green
Housing material	Polyamide PA non-reinforced
Mounting position	any
Conformance	CE-compliant
UL, USA / Canada	cULus

Classifications

eCl@ss

eCl@ss 4.0	27200303
eCl@ss 4.1	27200303
eCl@ss 5.0	27200303
eCl@ss 5.1	27200303
eCl@ss 6.0	27200303
eCl@ss 7.0	27142316
eCl@ss 8.0	27142316

ETIM

ETIM 2.0	EC001440
ETIM 3.0	EC001440
ETIM 4.0	EC001440
ETIM 5.0	EC002475

UNSPSC

UNSPSC 6.01	30211506
UNSPSC 7.0901	39121008
UNSPSC 11	39121008
UNSPSC 12.01	39121008
UNSPSC 13.2	39121008

Approvals

Approvals

Approvals

UL Listed / cUL Listed / cUL Listed / cULus Listed / cULus Listed / cULus Listed / null / null / null / null

Current transducers - MCR-SL-S-100-I-LP - 2813486


Approvals


Ex Approvals

UL Listed / cUL Listed / cUL Listed / cULus Listed / cULus Listed


Approvals submitted


Approval details

UL Listed 


cUL Listed 

cUL Listed 

cULus Listed 

cULus Listed 

cULus Listed



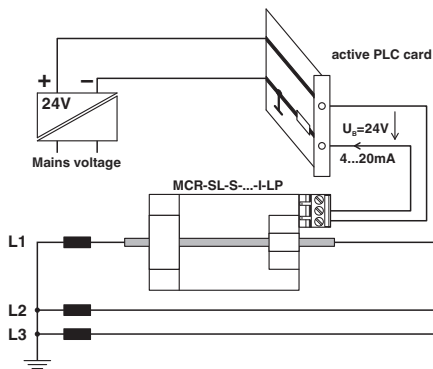
Current transducers - MCR-SL-S-100-I-LP - 2813486

Approvals

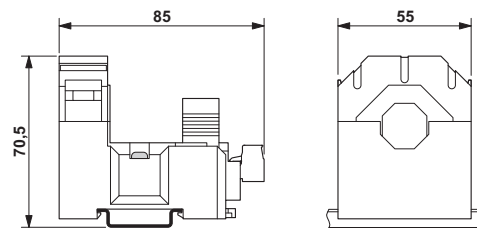


Drawings

Application drawing



Dimensioned drawing



Current monitoring

Circuit diagram

