

PTGL12AS2R2K4B51B0

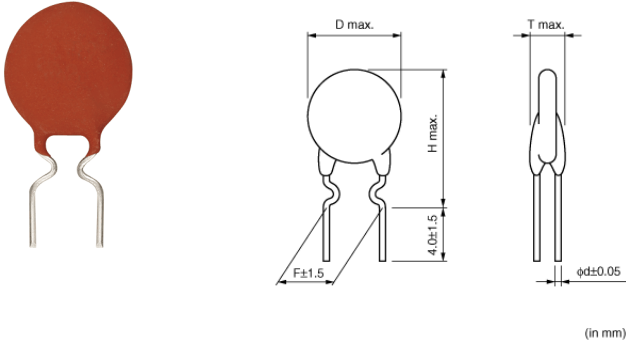
In Production

Recommended

RoHS

REACH

Appearance & Shape



Features

1. Small fluctuation in the circuit due to resistance tolerance +/-10%
 2. Narrow current range (less than twice) between operating and non-operating current at -10 to 60 degrees C.
 3. Quick operating time due to small size compared with conventional products.
 4. Best suited to meet the requirements for power supplies and motor protection. Error-free operations are assured by rush current.
 5. Circuit is protected until current is turned off.
 6. Restores the original low resistance value automatically once the overload is removed.
 7. Non-contact design leads to long life and no noise.
- Durable and strong against mechanical vibration and shock because it is a solid element.

Applications

Limited Usage Consumer Grade

Packaging Information

| Packaging | Specifications | Minimum Order Quantity |
|-----------|----------------|------------------------|
| B0 | Bulk(Bag) | 300 |

Attention

- 1.This datasheet is downloaded from the website of Murata Manufacturing Co., Ltd. Therefore, it's specifications are subject to change or our products in it may be discontinued without advance notice. Please check with our sales representatives or product engineers before ordering.
- 2.This datasheet has only typical specifications because there is no space for detailed specifications. Therefore, please review our product specifications or consult the approval sheet for product specifications before ordering.

PTGL12AS2R2K4B51B0



Specifications

| | | | |
|---------------------------------------|---------------|------------------|-------|
| Max. Voltage | 60V | F: Lead Space | 5mm |
| Hold Current | 439mA | d: Lead Diameter | 0.6mm |
| Measure Condition of Hold Current | (at +60°C) | Shape | Lead |
| Hold Current (2) | 556mA | Mass | 0.59g |
| Measure Condition of Hold Current (2) | (at +25°C) | | |
| Trip Current | 739mA | | |
| Measure Condition of Trip Current | (at +25°C) | | |
| Trip Current(2) | 867mA | | |
| Measure Condition of Trip Current(2) | (at -10°C) | | |
| Max. Current | 5A | | |
| Resistance (25°C) | 2.2Ω | | |
| Resistance Value Tolerance (at 25°C) | ±10% | | |
| Power Consumption(typ) | 2.1W | | |
| Operating Temperature Range | -30°C to 85°C | | |
| D: Outer Dimension | 11.5mm | | |
| Thickness | 3.5mm | | |
| H: Height | 16.5mm | | |

Attention

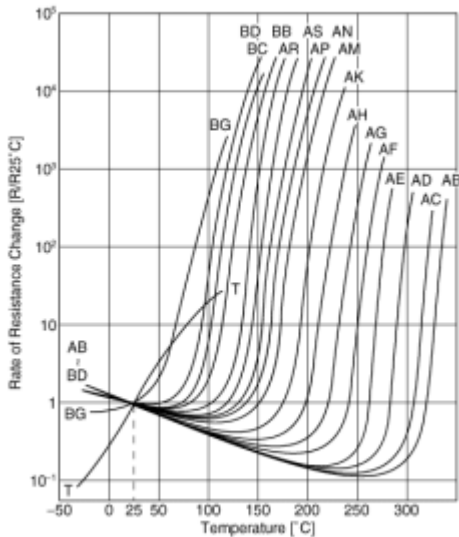
1.This datasheet is downloaded from the website of Murata Manufacturing Co., Ltd. Therefore, it's specifications are subject to change or our products in it may be discontinued without advance notice. Please check with our sales representatives or product engineers before ordering.

2.This datasheet has only typical specifications because there is no space for detailed specifications.

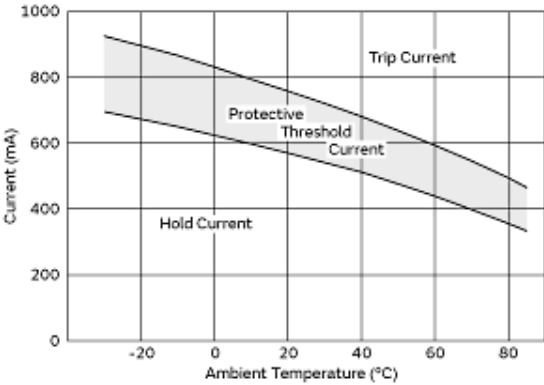
Therefore, please review our product specifications or consult the approval sheet for product specifications before ordering.

PTGL12AS2R2K4B51B0


Product Data



Resistance-Temperature Charac.



Protective Threshold Current Range



Operating Time (Typical Curve)

Attention

1.This datasheet is downloaded from the website of Murata Manufacturing Co., Ltd. Therefore, it's specifications are subject to change or our products in it may be discontinued without advance notice. Please check with our sales representatives or product engineers before ordering.
2.This datasheet has only typical specifications because there is no space for detailed specifications.
Therefore, please review our product specifications or consult the approval sheet for product specifications before ordering.