


## Active module - UM- 8 RELS/KSR-G24/21/MT/PLC - 2962463

Please be informed that the data shown in this PDF Document is generated from our Online Catalog. Please find the complete data in the user's documentation. Our General Terms of Use for Downloads are valid (<http://phoenixcontact.com/download>)




VARIOFACE output module, with plug-in bases for 8 miniature relays, 1 PDT each, for 24 V DC, with knife disconnect terminal blocks in the output (without relays)

### Your advantages

- Supply voltage indicator (LED)
- Polarity protection diode
- LED status indicator and freewheeling diode per signal path
- Plug-in miniature relays



### Key Commercial Data

Packing unit	1 pc
GTIN	 4 017918 087166
GTIN	4017918087166
Weight per Piece (excluding packing)	374.900 g
Custom tariff number	85364190
Country of origin	Germany
Note	Made to Order (non-returnable)

### Technical data

#### Note

Utilization restriction	EMC: class A product, see manufacturer's declaration in the download area
-------------------------	---

#### Dimensions

Width	145.5 mm
Height	112 mm
Depth	52 mm

#### Ambient conditions

Ambient temperature (operation)	-20 °C ... 50 °C
---------------------------------	------------------

# Active module - UM- 8 RELS/KSR-G24/21/MT/PLC - 2962463

## Technical data

### Ambient conditions

Ambient temperature (storage/transport)	-20 °C ... 70 °C
Degree of protection	IP00

### Input data

Nominal input voltage $U_N$	24 V DC
Type of protection	Free-wheeling diode
Protective circuit/component	Damping diode
Type of protection	Reverse polarity protection
Protective circuit/component	Polarity protection diode
Operating voltage display	Green LED
Status display/channel	Yellow LED

### Output data

Note	The interrupting ratings apply when using the REL-MR- 24DC/21HC relay (2961312)
Contact type	1 PDT
Maximum switching voltage	250 V AC/DC
Limiting continuous current	5 A
Min. switching current	10 mA
Interrupting rating (ohmic load) max.	120 W (24 V DC, $\tau = 0$ ms)
	58 W (48 V DC, $\tau = 0$ ms)
	48 W (60 V, $\tau = 0$ ms)
	50 W (110 V DC, $\tau = 0$ ms)
	80 W (220 V DC, $\tau = 0$ ms)
	1250 VA (250 V AC, $\tau = 0$ ms)

### General

No. of channels	8
Compatible components	Miniature relay, REL-MR- 24DC/21HC
With components	no
Mechanical service life	$3 \times 10^7$ cycles
Operating mode	100% operating factor
Mounting position	any
Assembly instructions	In rows with zero spacing
Color	green

### Connection data

Connection name	Controller level
Connection method	IDC/FLK pin strip
Number of connections	1
Number of positions	14
Pitch	2.54 mm

### Connection data 2

## Active module - UM- 8 RELS/KSR-G24/21/MT/PLC - 2962463

### Technical data

#### Connection data 2

Connection name	Field level
Connection method	Screw connection with disconnect knife
Stripping length	8 mm
Screw thread	M3
Number of connections	24
Conductor cross section solid	0.2 mm <sup>2</sup> ... 4 mm <sup>2</sup>
Conductor cross section flexible	0.2 mm <sup>2</sup> ... 2.5 mm <sup>2</sup>
Conductor cross section AWG	24 ... 12

#### Connection data 3

Connection name	Supply
Connection method	Screw connection with disconnect knife
Stripping length	8 mm
Screw thread	M3
Number of connections	2
Conductor cross section solid	0.2 mm <sup>2</sup> ... 4 mm <sup>2</sup>
Conductor cross section flexible	0.2 mm <sup>2</sup> ... 2.5 mm <sup>2</sup>
Conductor cross section AWG	24 ... 12

#### Supported controller

Controller	SIEMENS S7-1500
- suitable I/O card	6ES7 522-1BH00-0AB0
	6ES7 522-1BH01-0AB0
	6ES7 522-1BL00-0AB0
	6ES7 522-1BL01-0AB0
Controller	SIEMENS S7-400
- suitable I/O card	6ES7 422-1BL00-0AA0
	6ES7 422-7BL00-0AB0
Controller	SIEMENS S7-300 / ET 200 M
- suitable I/O card	CPU 313C-2DP
	CPU 314C-2DP
	CPU 314C-2PtP
	6ES7 322-1BH01-0AA0
	6ES7 322-1BL00-0AA0
	6ES7 323-1BH01-0AA0
	6ES7 323-1BL00-0AA0
	CPU 313C
	CPU 313C-2PtP
Controller	ALLEN-BRADLEY PLC 5
- suitable I/O card	1771 OBN
Controller	ALLEN-BRADLEY SLC 500
- suitable I/O card	1746 OB 32

## Active module - UM- 8 RELS/KSR-G24/21/MT/PLC - 2962463

### Technical data

#### Supported controller

Controller	HONEYWELL Experion PKS C200
- suitable I/O card	TC-ODD 321
Controller	MITSUBISHI MELSEC Q
- suitable I/O card	QY81P
	QY82P
Controller	ABB S800 I/O
- suitable I/O card	DO810
	DO840
Controller	GE-FANUC RX3i
- suitable I/O card	IC694MDL754
Controller	MITSUBISHI MELSEC L
- suitable I/O card	LY41PT1P
	LY42PT1P

#### Standards and Regulations

Standards/regulations	DIN EN 50178
	IEC 60664
Rated insulation voltage	260 V AC
Rated surge voltage	4 kV (Basic insulation between output contact current paths)
	6 kV (Safe isolation and reinforced insulation between input circuit and output contact paths)
Pollution degree	2
Overvoltage category	III

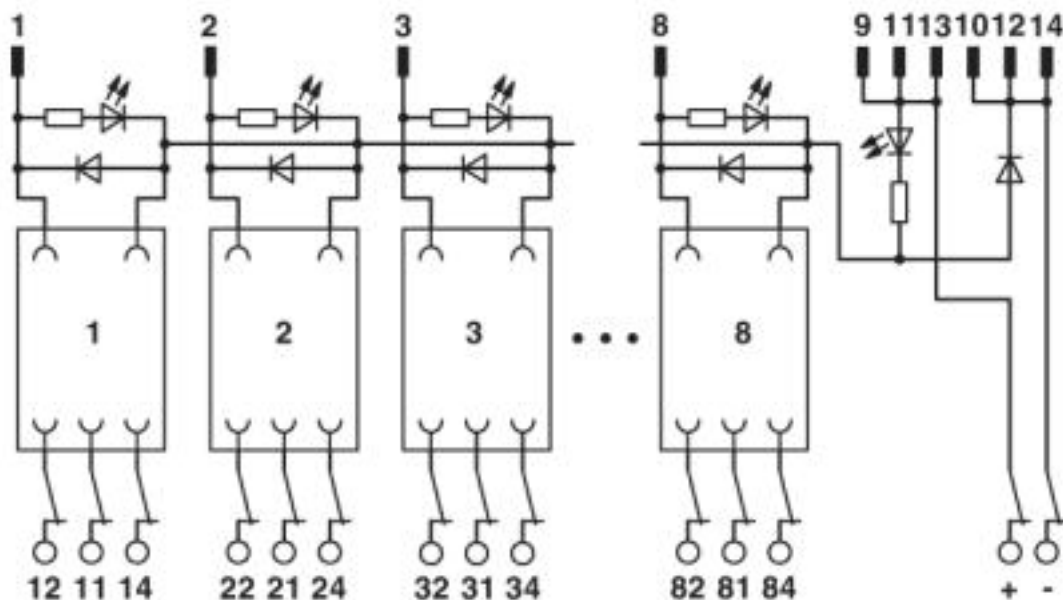
#### Environmental Product Compliance

REACH SVHC	Lead 7439-92-1
China RoHS	Environmentally Friendly Use Period = 50
	For details about hazardous substances go to tab "Downloads", Category "Manufacturer's declaration"

### Drawings

# Active module - UM- 8 RELS/KSR-G24/21/MT/PLC - 2962463

Circuit diagram



## Classifications

eCl@ss

eCl@ss 4.0	27371100
eCl@ss 4.1	27371100
eCl@ss 5.0	27371600
eCl@ss 5.1	27371000
eCl@ss 6.0	27371600
eCl@ss 7.0	27141152
eCl@ss 8.0	27141152
eCl@ss 9.0	27141152

ETIM

ETIM 5.0	EC002780
ETIM 6.0	EC002780
ETIM 7.0	EC002780

UNSPSC

UNSPSC 6.01	30211916
UNSPSC 7.0901	39121515
UNSPSC 11	39121515
UNSPSC 12.01	39121515
UNSPSC 13.2	39122326
UNSPSC 18.0	39121432
UNSPSC 19.0	39121432
UNSPSC 20.0	39121432

# Active module - UM- 8 RELS/KSR-G24/21/MT/PLC - 2962463

## Classifications

### UNSPSC

UNSPSC 21.0	39121432
-------------	----------

## Approvals

### Approvals

---

### Approvals

EAC

---

### Ex Approvals

---

## Approval details

EAC		RU C- DE.A*30.B.01742
-----	--	--------------------------

## Accessories

### Accessories

#### Retaining bracket

Retaining bracket - SIM-ERSN-HB-MR - 2271471



Retainer, for miniature relay

#### Single relay

Single relay - REL-MR- 24DC/21HC - 2961312



Plug-in miniature power relay, with power contact for high continuous currents, 1 PDT, input voltage 24 V DC