

## Front adapters - FLKM 50-PA-S400 - 2294500

Please be informed that the data shown in this PDF Document is generated from our Online Catalog. Please find the complete data in the user's documentation. Our General Terms of Use for Downloads are valid (<http://phoenixcontact.com/download>)




VARIOFACE front adapter, for Siemens SIMATIC® S7-400, 1x 32 channels can be connected

### Your advantages

- Transmission of a maximum of 32 digital channels via a 50-pos. system cable



### Key Commercial Data

Packing unit	2 pc
Minimum order quantity	2 pc
GTIN	 4 017918 129750
GTIN	4017918129750
Weight per Piece (excluding packing)	198.470 g
Custom tariff number	85369010
Country of origin	Germany

### Technical data

#### Note

Type of note	Notes on operation
Note	For I/O cards 6ES7 421-1BL01-0AA0, 6ES7 422-1BL00-0AA0, and 6ES7 422-7BL00-0AB0: Thanks to the wire bridges that are supplied as standard, the input and output bytes are non-isolated.
Note	For I/O cards 6ES7 421-7BH01-0AB0 and 6ES7 421-7DH00-0AB0: Only operate in conjunction with VIP-2/SC/FLK50/S7/A-S400 (Order No. 2322359) or VIP-2/PT/FLK50/S7/A-S400 (Order No. 2904289). All wire bridges on the adapter must be disconnected.
	Do not connect adjacent channels to SELV/ PELV and voltages dangerous to the touch.
	No additional touch protection is required when using a SELV/PELV voltage ( $\leq 25$ V AC or 60 V DC).

# Front adapters - FLKM 50-PA-S400 - 2294500

## Technical data

### Note

	At least one functional insulation against adjacent modules is complied with (in the support rail direction). If the application has stricter requirements for the insulation (basic insulation or reinforced insulation), they must be realized by applying suitable measures (e. g. partition plates).
--	--

### Ambient conditions

Ambient temperature (operation)	-20 °C ... 50 °C
Ambient temperature (storage/transport)	-20 °C ... 70 °C
Maximum altitude	≤ 2000 m
Degree of protection	IP00
	≥ IP54 (Installation location)

### General

Max. permissible operating voltage	25 V AC
	60 V DC
Max. permissible current	1 A (per path)
Max. permissible total current	2 A (per byte)
	8 A (With operating voltage feed-in via spade connection)
Mounting position	any
Assembly instructions	In rows with zero spacing
Nominal operating mode	100% operating factor

### Standards and Regulations

Connection in acc. with standard	CUL
Designation	Air clearances and creepage distances
Standards/regulations	DIN EN 50178
Rated insulation voltage	63 V
Rated surge voltage	0.6 kV
Insulation	Functional insulation
Pollution degree	2
Overvoltage category	II

### Connection data

Connection name	Controller level
Channels which can be connected	32

### Connection data 2

Connection name	Field level
Connection method	IDC/FLK pin strip
Number of connections	1
Number of positions	50
Pitch	2.54 mm

### Supported controller

# Front adapters - FLKM 50-PA-S400 - 2294500

## Technical data

### Supported controller

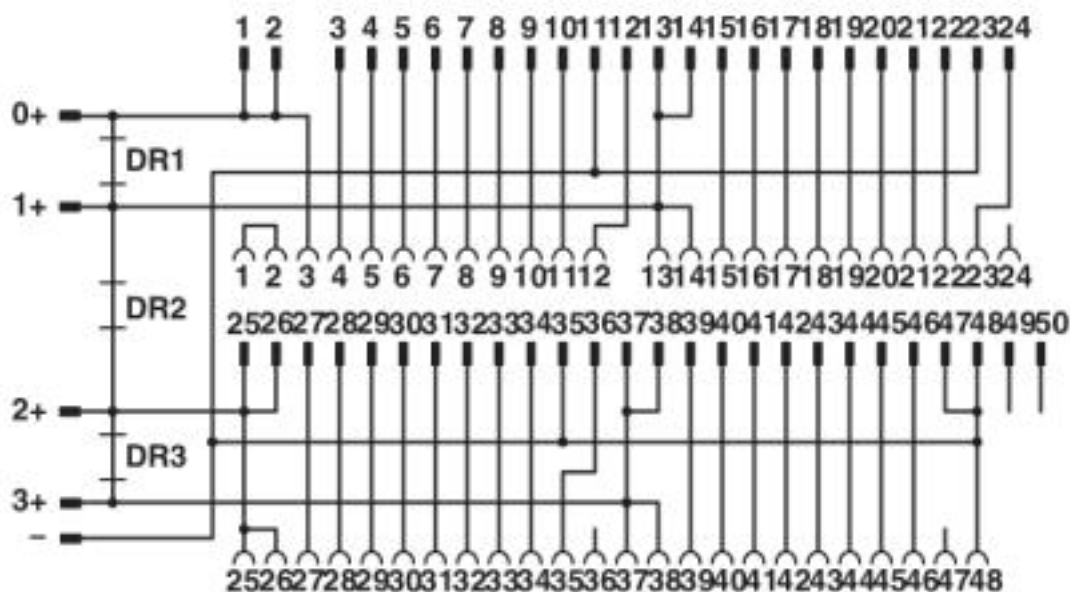
Controller	SIEMENS S7-400
- suitable I/O card	6ES7 421-1BL01-0AA0
	6ES7 422-1BL00-0AA0
	6ES7 422-7BL00-0AB0
Controller	SIEMENS S7-400
Note	Only in conjunction with VIP-2/SC/FLK50/S7/A-S400, Order No. 2322359 VIP-2/PT/FLK50/S7/A-S400, Order No. 2904289 all DR wire bridges on the adapter must be disconnected.
- suitable I/O card	6ES7 421-7BH01-0AB0
	6ES7 421-7DH00-0AA0

### Environmental Product Compliance

China RoHS	Environmentally Friendly Use Period = 50
	For details about hazardous substances go to tab "Downloads", Category "Manufacturer's declaration"

## Drawings

Circuit diagram



Connection scheme FLKM 50-PA-S400

## Classifications

eCl@ss

eCl@ss 4.0	27250300
eCl@ss 4.1	27250300

# Front adapters - FLKM 50-PA-S400 - 2294500

## Classifications

### eCl@ss

eCl@ss 5.0	27250300
eCl@ss 5.1	27250300
eCl@ss 6.0	27249200
eCl@ss 7.0	27249290
eCl@ss 8.0	27249290
eCl@ss 9.0	27242292

### ETIM

ETIM 4.0	EC002584
ETIM 5.0	EC002584
ETIM 6.0	EC002584
ETIM 7.0	EC002584

### UNSPSC

UNSPSC 6.01	30211824
UNSPSC 7.0901	39121421
UNSPSC 11	39121421
UNSPSC 12.01	39121421
UNSPSC 13.2	32151601
UNSPSC 18.0	32151601
UNSPSC 19.0	32151601
UNSPSC 20.0	32151601
UNSPSC 21.0	32151601

## Approvals

### Approvals

#### Approvals

UL Recognized / cUL Recognized / EAC / cULus Recognized

#### Ex Approvals


### Approval details


UL Recognized		<a href="http://database.ul.com/cgi-bin/XYV/template/LISEXT/1FRAME/index.htm">http://database.ul.com/cgi-bin/XYV/template/LISEXT/1FRAME/index.htm</a>	FILE E 238705
Nominal voltage UN	125 V		


## Front adapters - FLKM 50-PA-S400 - 2294500

### Approvals

Nominal current IN	0.5 A

cUL Recognized		<a href="http://database.ul.com/cgi-bin/XYV/template/LISEXT/1FRAME/index.htm">http://database.ul.com/cgi-bin/XYV/template/LISEXT/1FRAME/index.htm</a>	FILE E 238705
Nominal voltage UN		125 V	
Nominal current IN		0.5 A	

EAC		RU C- DE.A*30.B.01742
-----	---	--------------------------

cULus Recognized	
------------------	---