

Multiple relay module - EMUG 22- 4REL/KSR-G 24/ 1 - 2943754


Please be informed that the data shown in this PDF Document is generated from our Online Catalog. Please find the complete data in the user's documentation. Our General Terms of Use for Downloads are valid (<http://phoenixcontact.com/download>)



Relay module, multi-channel, with 4 soldered-in miniature switching relays for DC voltage with light indicator and 1 N/O contact each, contact for medium to large loads, input voltage 24 V DC



Key commercial data

Packing unit	1 pc
GTIN	 4 017918 081300
Weight per Piece (excluding packing)	89.52 GRM
Custom tariff number	85364190
Country of origin	Germany

Technical data

Dimensions

Width	22.5 mm
Height	60 mm
Depth	79 mm

Ambient conditions

Ambient temperature (operation)	-20 °C ... 55 °C
---------------------------------	------------------

Coil side

Nominal input voltage U_N	24 V DC
Input voltage range in reference to U_N	0.8 ... 1.1
Typical input current at U_N	12 mA
Typical response time	6 ms
Typical release time	10 ms

Multiple relay module - EMUG 22- 4REL/KSR-G 24/ 1 - 2943754

Technical data

Coil side

Operating voltage display	Yes
Protective circuit	Damping diode, polarity protection Damping diode, polarity protection diode

Contact side

Contact type	Single contact, 1 N/O contact
Contact material	Silver cadmium oxide (AgCdO)
Maximum switching voltage	250 V AC/DC
Maximum inrush current	6 A
Limiting continuous current	6 A
Interrupting rating (ohmic load) max.	144 W (at 24 V DC)
	70 W (at 48 V DC)
	55 W (at 60 V DC)
	50 W (at 110 V DC)
	50 W (at 220 V DC)
	1500 VA (for 250 V AC)

General

Test voltage relay winding/relay contact	2.5 kV AC (50 Hz, 1 min.)
Operating mode	100% operating factor
Mechanical service life	Approx. 2×10^7 cycles
Standards/regulations	IEC 60664
	IEC 60664 A
	DIN VDE 0110
	DIN VDE 0109-11, draft
	DIN EN 50178/VDE 0160
	IEC 60255/DIN VDE 0435 (in relevant parts)
Pollution degree	2
Surge voltage category	III
Mounting position	any
Assembly instructions	In rows with zero spacing

Connection data

Connection method	Screw/plug-in connection
-------------------	--------------------------

Classifications

eCl@ss

eCl@ss 4.0	27371102
------------	----------

Multiple relay module - EMUG 22- 4REL/KSR-G 24/ 1 - 2943754

Classifications

eCl@ss

eCl@ss 4.1	27371102
eCl@ss 5.0	27371001
eCl@ss 5.1	27371001
eCl@ss 6.0	27371001
eCl@ss 7.0	27371001
eCl@ss 8.0	27371001

ETIM

ETIM 2.0	EC000196
ETIM 3.0	EC000196
ETIM 4.0	EC000196
ETIM 5.0	EC000196

UNSPSC

UNSPSC 6.01	30211916
UNSPSC 7.0901	39121543
UNSPSC 11	39121543
UNSPSC 12.01	39121543
UNSPSC 13.2	39121543

Approvals

Approvals

Approvals

UL Recognized / cUL Recognized / cULus Recognized

Ex Approvals


Approvals submitted


Approval details

UL Recognized 

Multiple relay module - EMUG 22- 4REL/KSR-G 24/ 1 - 2943754

Approvals

cUL Recognized 

cULus Recognized 

Accessories

Accessories

Marking material - EMG-GKS 12 - 2947035



Equipment marker, width 12 mm

Connector set - MSTB-SET/EMUG 22- 4REL - 1780235

COMBICON connection plug set, with plug-in direction parallel to conductor axis

Connector set - MSTBP-SET/EMUG 22- 4REL - 1780264

COMBICON connection plug set, with plug-in direction parallel to conductor axis, with an additional test connection for a 2.0 or 2.3 mm ø test plug

Connector set - MVSTBR-SET/EMUG 22- 4REL - 1780293

COMBICON connection plug set, with plug-in direction vertical to conductor axis

Connector set - FRONT-MSTB-SET/EMUG 22- 4REL - 1780329

COMBICON connection plug set, with front screw connection and plug-in direction parallel to conductor axis

Multiple relay module - EMUG 22- 4REL/KSR-G 24/ 1 - 2943754

Drawings

Circuit diagram

