

## Relay Module - EMG 10-REL/KSR-G 24/ 1-LC AU - 2940087

Please be informed that the data shown in this PDF Document is generated from our Online Catalog. Please find the complete data in the user's documentation. Our General Terms of Use for Downloads are valid (<http://phoenixcontact.com/download>)



Relay module, with soldered-in miniature switching relay, gold contact for small loads, 1 N/O contact, input voltage 24 V DC


The illustration shows version EMG 10-REL/KSR-G 24/1-LC AU, with soldered-in miniature switching relay

### Product Features

- ✓ Safe isolation according to DIN EN 50178 between coil and contact
- ✓ Integrated input circuit and interference suppression circuit



### Key commercial data

Packing unit	1 pc
GTIN	 4 017918 079857
Weight per Piece (excluding packing)	37.68 GRM
Custom tariff number	85364190
Country of origin	Germany

### Technical data

#### Note

Utilization restriction	EMC: class A product, see manufacturer's declaration in the download area
-------------------------	---

#### Dimensions

Width	10.6 mm
Height	75 mm
Depth	53.5 mm

# Relay Module - EMG 10-REL/KSR-G 24/ 1-LC AU - 2940087

## Technical data

### Ambient conditions

Ambient temperature (operation)	-20 °C ... 40 °C
Ambient temperature (storage/transport)	-20 °C ... 70 °C

### Coil side

Nominal input voltage $U_N$	24 V DC
Input voltage range in reference to $U_N$	0.8 ... 1.1
Typical input current at $U_N$	21 mA
Typical response time	7 ms
Typical release time	11 ms
Operating voltage display	Yellow LED
Protective circuit	Protection against polarity reversal Polarity protection diode
	Free-wheeling diode Damping diode

### Contact side

Contact type	Double contact, 1 N/O contact
Contact material	AgPd60, hard gold-plated
Maximum switching voltage	30 V AC
	36 V DC
Maximum inrush current	0.2 A
Min. switching current	20 $\mu$ A
Limiting continuous current	0.5 A
Interrupting rating (ohmic load) max.	5 W (at 24 V DC)
Note	the following values are applicable if a gold layer is destroyed
Maximum switching voltage	125 V AC
Limiting continuous current	2 A
Maximum inrush current	2 A
Interrupting rating (ohmic load) max.	29 W (at 24 V DC)
	29 W (at 48 V DC)
	29 W (at 60 V DC)

### General

Test voltage relay winding/relay contact	4 kV AC (50 Hz, 1 min.)
Operating mode	100% operating factor
Degree of protection	IP20
Mechanical service life	Approx. $2 \times 10^7$ cycles
Standards/regulations	IEC 60664
	EN 50178
	IEC 62103
Rated surge voltage / insulation	4 kV / basic insulation

# Relay Module - EMG 10-REL/KSR-G 24/ 1-LC AU - 2940087

## Technical data

### General

Rated insulation voltage	260 V AC
Pollution degree	2
Surge voltage category	III
Mounting position	any
Assembly instructions	In rows with zero spacing

### Connection data

Connection method	Screw connection
Stripping length	8 mm
Conductor cross section stranded min.	0.2 mm <sup>2</sup>
Conductor cross section stranded max.	2.5 mm <sup>2</sup>
Conductor cross section solid min.	0.2 mm <sup>2</sup>
Conductor cross section solid max.	4 mm <sup>2</sup>
Conductor cross section AWG/kcmil max	12
Conductor cross section AWG/kcmil min.	24
Screw thread	M3

## Classifications

### eCl@ss

eCl@ss 4.0	27371102
eCl@ss 4.1	27371102
eCl@ss 5.0	27371001
eCl@ss 5.1	27371001
eCl@ss 6.0	27371001
eCl@ss 7.0	27371001
eCl@ss 8.0	27371001

### ETIM

ETIM 2.0	EC000196
ETIM 3.0	EC000196
ETIM 4.0	EC000196
ETIM 5.0	EC000196

### UNSPSC

UNSPSC 6.01	30211916
UNSPSC 7.0901	39121515
UNSPSC 11	39121515

# Relay Module - EMG 10-REL/KSR-G 24/ 1-LC AU - 2940087

## Classifications

### UNSPSC

UNSPSC 12.01	39121515
UNSPSC 13.2	39121515

## Approvals

### Approvals

---

#### Approvals

UL Recognized / cUL Recognized / GOST / cULus Recognized

---


#### Ex Approvals

---

#### Approvals submitted


---

## Approval details

UL Recognized 

cUL Recognized 

GOST 

cULus Recognized 

## Accessories

### Accessories

# Relay Module - EMG 10-REL/KSR-G 24/ 1-LC AU - 2940087

## Accessories

Marking material - EMG-SGKS 10 - 2947585



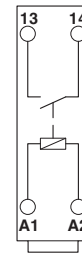
Equipment marker, narrow

## Drawings

Connection diagram



Circuit diagram



Circuit diagram

