

# Single relay - REL-MR-24DC/21-21/ATEX - 2906213


Please be informed that the data shown in this PDF Document is generated from our Online Catalog. Please find the complete data in the user's documentation. Our General Terms of Use for Downloads are valid (<http://phoenixcontact.com/download>)



Plug-in miniature power relay, RT III sealed with power contacts, 2 changeover contacts, input voltage: 24 V DC, in connection with the corresponding PLC base approved in accordance with ATEX/IECEX (zone 2) and Ex zone class I, div. 2.



## Key Commercial Data

Packing unit	10 pc
Minimum order quantity	10 pc
GTIN	 4 055626 047409
GTIN	4055626047409

## Technical data

### Dimensions

Width	12.7 mm
Height	29 mm
Depth	15.7 mm

### Ambient conditions

Ambient temperature (operation)	-40 °C ... 85 °C
Ambient temperature (storage/transport)	-40 °C ... 85 °C

### Coil side

Nominal input voltage $U_N$	24 V DC
Typical input current at $U_N$	17 mA
Typical response time	7 ms
Typical release time	3 ms
Coil resistance	1440 $\Omega$ $\pm$ 10 % (at 20 °C)
Power dissipation for nominal condition	0.41 W

### Contact side

Contact type	2 PDT
--------------	-------

# Single relay - REL-MR-24DC/21-21/ATEX - 2906213

## Technical data

### Contact side

Type of switch contact	Single contact
Contact material	AgNi
Maximum switching voltage	250 V AC/DC
Minimum switching voltage	5 V (at 10 mA)
Min. switching current	10 mA (At 5 V)
Maximum inrush current	25 A (20 ms)
Limiting continuous current	8 A
Interrupting rating (ohmic load) max.	190 W (at 24 V DC)
	85 W (at 48 V DC)
	60 W (at 60 V DC)
	44 W (at 110 V DC)
	60 W (at 220 V DC)
Switching capacity	2000 VA (for 250 V AC)
	2 A (at 24 V, DC13)
	0.2 A (at 250 V, DC13)
	3 A (at 24 V, AC15)
	3 A (at 120 V, AC15)
	3 A (at 250 V, AC15)

### General

Test voltage relay winding/relay contact	5 kV AC (50 Hz, 1 min.)
Test voltage relay contact/relay contact	2.5 kV AC (50 Hz, 1 min.)
Operating mode	100% operating factor
Degree of protection	RT III
Mechanical service life	3x 10 <sup>7</sup> cycles
Service life, electrical	see diagram
Mounting position	any
Assembly instructions	Can be aligned without spacing (> 70 °C ≥ 2.5 mm)

### Standards and Regulations

Standards/regulations	IEC 60664
	EN 50178
Insulation	Basic insulation
Degree of pollution	3
Overvoltage category	III

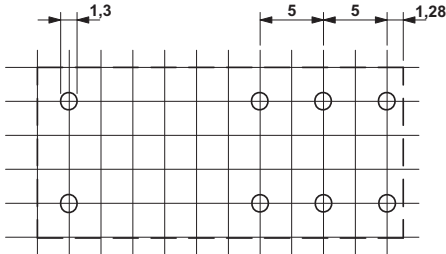
### Environmental Product Compliance

China RoHS	Environmentally Friendly Use Period = 50
	For details about hazardous substances go to tab "Downloads", Category "Manufacturer's declaration"

## Drawings

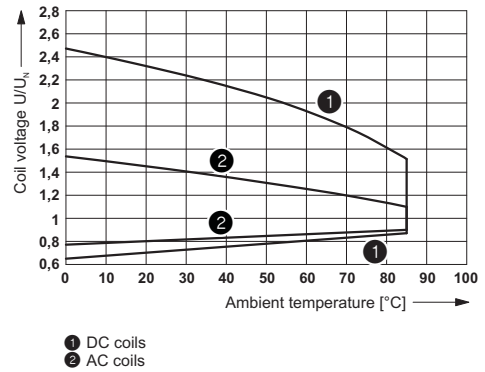
# Single relay - REL-MR-24DC/21-21/ATEX - 2906213

Drilling diagram



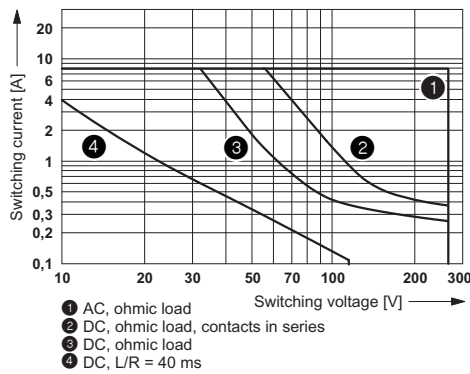
Basic pitch 2.5 mm

Diagram



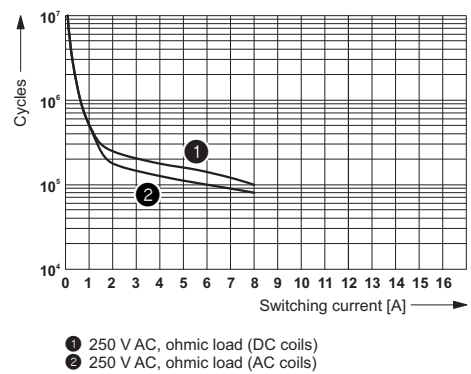
Operating voltage range

Diagram



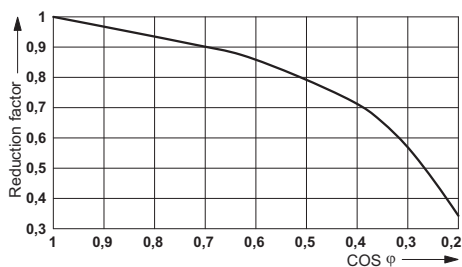
Interrupting rating

Diagram



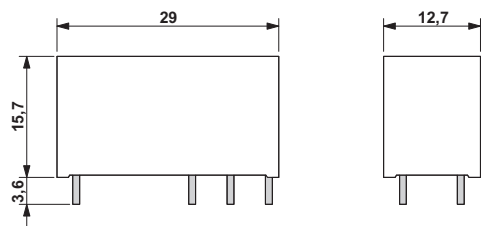
Electrical service life

Diagram



Service life reduction factor with various cos phi

Dimensional drawing



## Approvals

## Approvals

# Single relay - REL-MR-24DC/21-21/ATEX - 2906213

## Approvals

---

### Approvals

UL Recognized / cUL Recognized / VDE Zeichengenehmigung / EAC / cULus Recognized

---

### Ex Approvals

---

### Approval details

UL Recognized		<a href="http://database.ul.com/cgi-bin/XYV/template/LISEXT/1FRAME/index.htm">http://database.ul.com/cgi-bin/XYV/template/LISEXT/1FRAME/index.htm</a>	FILE E 228652
---------------	--	---	---------------

cUL Recognized		<a href="http://database.ul.com/cgi-bin/XYV/template/LISEXT/1FRAME/index.htm">http://database.ul.com/cgi-bin/XYV/template/LISEXT/1FRAME/index.htm</a>	FILE E 228652
----------------	--	---	---------------

VDE Zeichengenehmigung		<a href="http://www2.vde.com/de/Institut/Online-Service/VDE-gepruefteProdukte/Seiten/Online-Suche.aspx">http://www2.vde.com/de/Institut/Online-Service/VDE-gepruefteProdukte/Seiten/Online-Suche.aspx</a>	40007758
------------------------	--	---	----------

EAC			RU C-DE.A*30.B.01082
-----	--	--	----------------------

cULus Recognized			
------------------	--	--	--

---

Phoenix Contact 2019 © - all rights reserved  
<http://www.phoenixcontact.com>

PHOENIX CONTACT GmbH & Co. KG  
Flachsmarktstr. 8  
32825 Blomberg  
Germany  
Tel. +49 5235 300  
Fax +49 5235 3 41200  
<http://www.phoenixcontact.com>