

Single relay - REL-MR- 18DC/21AU - 2961493

Please be informed that the data shown in this PDF Document is generated from our Online Catalog. Please find the complete data in the user's documentation. Our General Terms of Use for Downloads are valid (<http://phoenixcontact.com/download>)



Plug-in miniature power relay, with multi-layer gold contact, 1 PDT, input voltage 18 V DC

The figure shows the version REL-MR- 24DC/21

Why buy this product

- ✓ Safe isolation according to DIN EN 50178 between coil and contact
- ✓ High degree of protection up to RT III depending on type (wash-proof)
- ✓ Power contacts up to 6 A

Key Commercial Data

Packing unit	1 STK
Minimum order quantity	10 STK
GTIN	 4 017918 936525
GTIN	4017918936525
Weight per Piece (excluding packing)	6.000 g
Custom tariff number	85364190
Country of origin	Czech Republic

Technical data

Dimensions

Width	5 mm
Height	28 mm
Depth	15 mm

Ambient conditions

Single relay - REL-MR- 18DC/21AU - 2961493

Technical data

Ambient conditions

Ambient temperature (operation)	-40 °C ... 85 °C
Ambient temperature (storage/transport)	-40 °C ... 85 °C

Coil side

Nominal input voltage U_N	18 V DC
Typical input current at U_N	9 mA
Typical response time	5 ms
Typical release time	2.5 ms
Coil resistance	1906 Ω \pm 10 % (at 20 °C)
Power dissipation for nominal condition	0.16 W

Contact side

Contact type	1 PDT
Type of switch contact	Single contact
Contact material	AgSnO, hard gold-plated
Maximum switching voltage	30 V AC
	36 V DC
Minimum switching voltage	100 mV (at 10 mA)
Min. switching current	1 mA (at 24 V)
Maximum inrush current	50 mA
Limiting continuous current	50 mA
Interrupting rating (ohmic load) max.	1.2 W (at 24 V DC)
Switching capacity in acc. with DIN VDE 0660/IEC 60947	3 A (at 24 V, AC15)

Contact side (with destroyed gold layer)

Contact material	AgSnO
Note	the following values are applicable if a gold layer is destroyed
Maximum switching voltage	250 V AC/DC
Minimum switching voltage	5 V (at 100 mA)
Limiting continuous current	6 A
Min. switching current	10 mA (at 12 V)
Interrupting rating (ohmic load) max.	140 W (at 24 V DC)
	20 W (at 48 V DC)
	18 W (at 60 V DC)
	23 W (at 110 V DC)
	40 W (at 220 V DC)
	1500 VA (for 250 V AC)
Switching capacity in acc. with DIN VDE 0660/IEC 60947	2 A (at 24 V, DC13)
	0.2 A (at 110 V, DC13)

Single relay - REL-MR- 18DC/21AU - 2961493

Technical data

Contact side (with destroyed gold layer)

	0.1 A (at 220 V, DC13)
	3 A (at 120 V, AC15)
	3 A (at 230 V, AC15)

General

Operating mode	100% operating factor
Degree of protection	RT III (wash-proof)
Mechanical service life	2 x 10 ⁷ cycles

Standards and Regulations

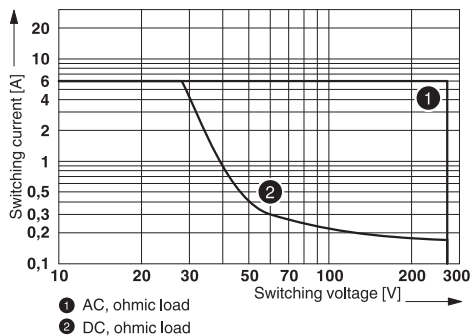
Connection in acc. with standard	CUL
Standards/regulations	IEC 60664
	EN 50178
	EN 61810-1
Degree of pollution	3
Overvoltage category	III

Environmental Product Compliance

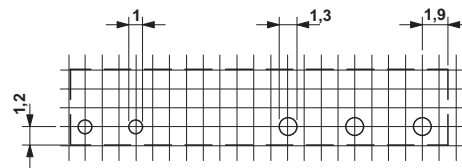
China RoHS	Environmentally Friendly Use Period = 50
	For details about hazardous substances go to tab "Downloads", Category "Manufacturer's declaration"

Drawings

Diagram



Drilling diagram

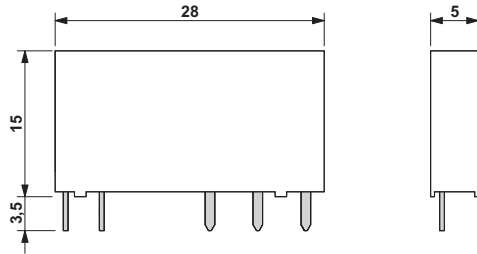


a = pitch division 1.25 mm and 1.27 mm

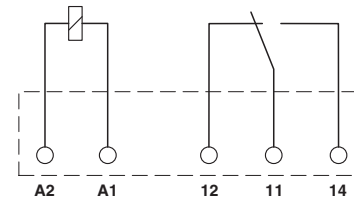
Interrupting rating

Single relay - REL-MR- 18DC/21AU - 2961493

Dimensional drawing



Circuit diagram



Classifications

eCl@ss

eCl@ss 5.0	27371601
eCl@ss 5.1	27371601
eCl@ss 6.0	27371601
eCl@ss 7.0	27371601
eCl@ss 8.0	27371601
eCl@ss 9.0	27371601

ETIM

ETIM 2.0	EC001437
ETIM 3.0	EC001437
ETIM 4.0	EC001437
ETIM 5.0	EC001437
ETIM 6.0	EC001437

UNSPSC

UNSPSC 6.01	30211916
UNSPSC 7.0901	39121515
UNSPSC 11	39121515
UNSPSC 12.01	39121515
UNSPSC 13.2	39122334

Approvals

Approvals

Approvals

UL Recognized / VDE Zeichengenehmigung / cUL Recognized / EAC / UL Recognized / cUL Recognized / VDE approval of drawings / cULus Recognized

Single relay - REL-MR- 18DC/21AU - 2961493

Approvals

Ex Approvals

Approval details

UL Recognized		http://database.ul.com/cgi-bin/XYV/template/LISEXT/1FRAME/index.htm	FILE E 172140
VDE Zeichengenehmigung		http://www.vde.com/en/Institute/OnlineService/VDE-approved-products/Pages/Online-Search.aspx	40032864
cUL Recognized		http://database.ul.com/cgi-bin/XYV/template/LISEXT/1FRAME/index.htm	FILE E 172140
EAC			RU C- DE.A*30.B.01082
UL Recognized		http://database.ul.com/cgi-bin/XYV/template/LISEXT/1FRAME/index.htm	FILE E 172140
cUL Recognized		http://database.ul.com/cgi-bin/XYV/template/LISEXT/1FRAME/index.htm	FILE E 172140
VDE approval of drawings		http://www.vde.com/en/Institute/OnlineService/VDE-approved-products/Pages/Online-Search.aspx	40010212
cULus Recognized		http://database.ul.com/cgi-bin/XYV/template/LISEXT/1FRAME/index.htm	

Accessories

Additional products

Single relay - REL-MR- 18DC/21AU - 2961493

Accessories

Relay base - PLC-BSP- 24DC/21RW - 2961396



6.2 mm PLC basic terminal block for railway applications with spring-cage connection, without relay or solid-state relay, range from $0.7 \times U_N$ to $1.25 \times U_N$, temperature range from -25°C to $+70^\circ\text{C}$, 1 PDT, input voltage 24 V DC

Relay base - PLC-BPT- 24DC/21RW - 2900261



6.2 mm PLC basic terminal block for railway applications with push-in connection, without relay or solid-state relay, range from $0.7 \times U_N$ to $1.25 \times U_N$, temperature range from -25°C to $+70^\circ\text{C}$, 1 PDT, input voltage 24 V DC