

180 Watts

- Energy Efficiency Level VI
- European CoC Tier 2
- High Power Density
- Single Outputs from 12 V to 48 V
- <0.15 W Standby Power
- China Compulsory Certification (CCC) Qualified
- -10 °C to 60 °C Operation
- Low Cost



Dimensions:

VES180:

7.77 x 3.5 x 1.53" (197.4 x 88.9 x 39.0 mm)

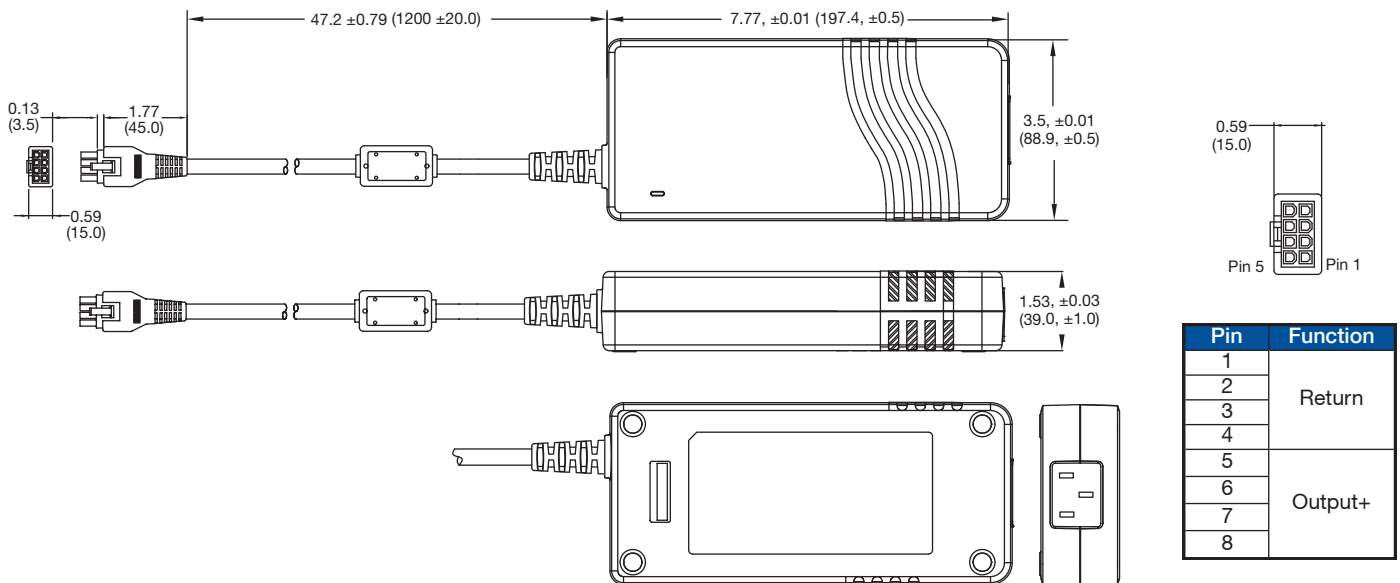
Models & Ratings

Output Power	Output Voltage	Output Current	Total Regulation	Efficiency ⁽¹⁾	Model Number
180 W	12.0V	15.00 A	±5%	91%	VES180PS12
	15.0V	12.00 A		92%	VES180PS15
	19.0V	9.47 A		92%	VES180PS19
	24.0V	7.50 A		91%	VES180PS24
	48.0V	3.75 A		91%	VES180PS48

Notes

1. Typical average of efficiencies measured at 25%, 50%, 75% and 100% load and 230 VAC input.

Mechanical Details



Notes

1. All dimensions shown in inches (mm). Tolerance is 0.02 (0.5) maximum, except output cable length.
2. Output connector: molex Mini Fit JR, 8 way, mates with molex series #5569 plugs.
3. Weight: 2.23 lbs (1010 g) approx.
4. Output lead gauge is 16 AWG.
5. For European mains lead, order part EU-MAINS-IEC, For UK mains lead order part UK-MAINS-IEC, For US mains lead order part US-MAINS-IEC

Input

Characteristic	Minimum	Typical	Maximum	Units	Notes & Conditions
Input Voltage	90		264	VAC	
Input Frequency	47		63	Hz	
Input Current		1.8/0.9		A	Measured at 115/230 VAC
Inrush Current			120	A	230 VAC, cold start at 25 °C
Power Factor					EN61000-3-2 Class A
Earth Leakage Current			1	mA	264 VAC, 60 Hz
No Load Input Power			0.15	W	
Input Protection	T4.0A/250 VAC internal fuse in line				

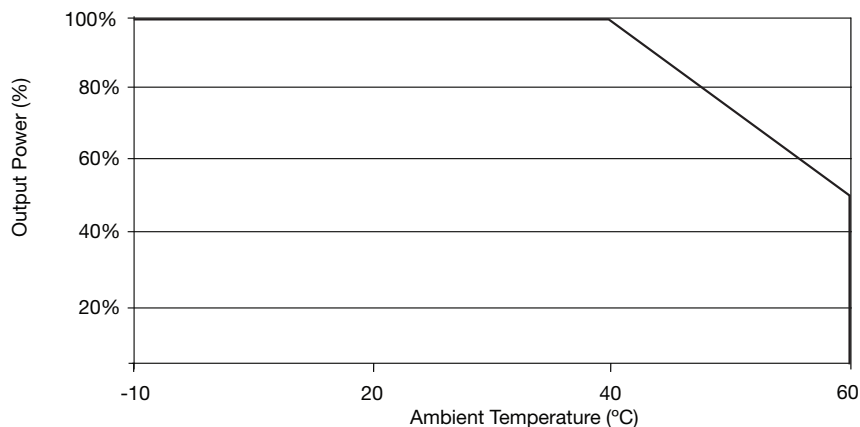
Output

Characteristic	Min.	Typ.	Max.	Units	Notes & Conditions
Output Voltage	12		48	VDC	See Models and Ratings table
Initial Set Accuracy			±2	%	At 50% load
Minimum Load					No minimum load required
Start Up Delay			3	s	
Start Up Rise Time			50	ms	
Hold Up Time	10			ms	Full load and 115 VAC
Line Regulation			±0.5	%	
Total Regulation			±5	%	
Transient Response			5	%	Maximum deviation, recovering to less than 1% within 500 µs for 50% to 100% step load change
Ripple and Noise			240/500	mV pk-pk	12-24V/48V. Measured with 20 MHz Bandwidth and 10 µF electrolytic in parallel with 0.1 µF ceramic capacitor.
Overshoot			10	%	At turn on / turn off
Overload Protection	110		160	%	
Overvoltage Protection			180	%	Recycle mains to reset
Short Circuit Protection	Trip and restart (hiccup), auto resetting				
Temperature Coefficient		0.04		%/°C	

Environmental

Characteristic	Minimum	Typical	Maximum	Units	Notes & Conditions
Operating Temperature	-10		+60	°C	Derate from 100% load at 40 °C to 50% load at 60 °C
Cooling	Natural convection				
Operating Humidity	10		90	%RH	Non-condensing
Storage Temperature	-20		+95	°C	
Operating Altitude			5000	m	
Shock	IEC68-2-27, 30 g, 30 ms half sine, 3 times in each of 6 axes				
Vibration	IEC68-2-6, 10-300 Hz, 2 g 15 mins/sweep, 60 mins for each of 3 axes, non operating				

Derating Curve

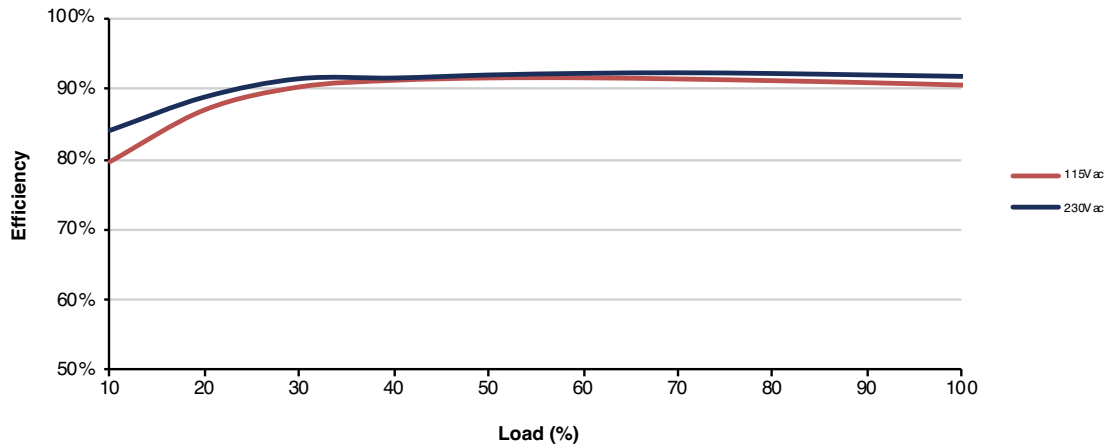


General

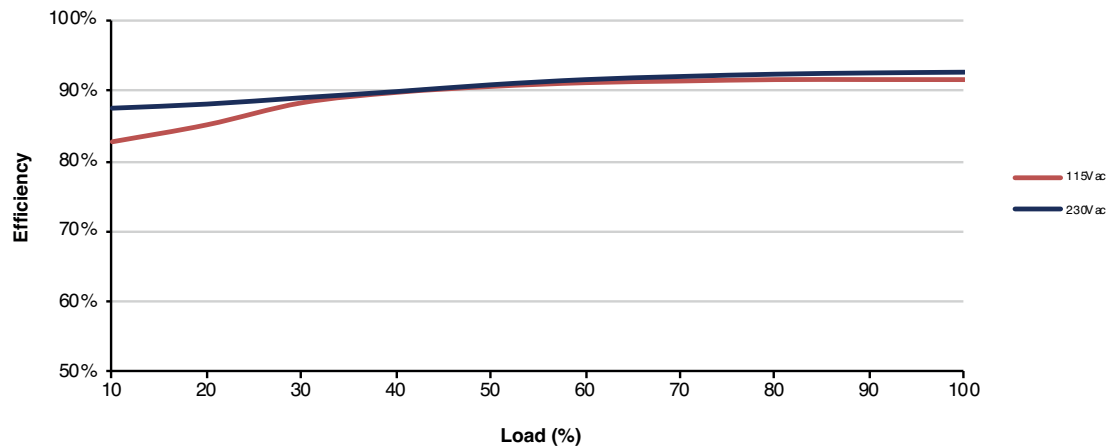
Characteristic	Minimum	Typical	Maximum	Units	Notes & Conditions
Efficiency		91		%	See Models and Ratings table and curves DoE Level VI, CoC Tier 2, MEPS
Isolation: Input to Output Input to Ground Output to Ground	3000			VAC	
	1500			VAC	
				VDC	Output return is connected to input ground
Switching Frequency	25		90	kHz	Variable. Main converter PFC stage
		70			
Power Density		4.3		W/in ³	
Mean Time Between Failure	100			kHrs	MIL-HDBK-217F at 25 °C GB
Weight		2.42 (1100)		lb (g)	

Efficiency Curves

VES180PS12



VES180PS24



EMC: Emissions

Phenomenon	Standard	Test Level	Notes & Conditions
Emissions	EN55032	Class B	Conducted & Radiated
	FCC Part 15		
Harmonic Current	EN61000-3-2	Class A	
Voltage Flicker	EN61000-3-3		

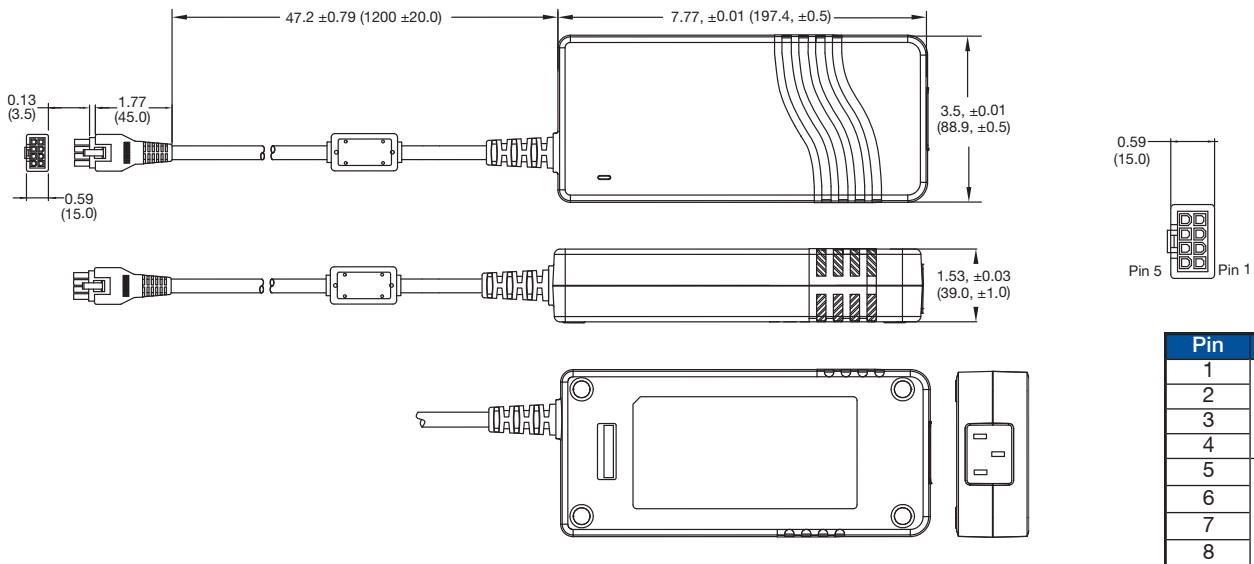
EMC: Immunity

Phenomenon	Standard	Test Level	Criteria	Notes & Conditions
ESD	EN61000-4-2	±8 kV Air, ±4 kV contact	A	
Radiated	EN61000-4-3	3 V/m	A	
EFT/Burst	EN61000-4-4	2kV	A	
Surge	EN61000-4-5	Installation Class 3	A	
Conducted	EN61000-4-6	3V	A	
Magnetic Fields	EN61000-4-8	1A/m	A	
Dips and Interruptions	EN61000-4-11	Dip: 30% 500 ms	A/B	High Line/Low Line
		Dip: 100% 5000 ms	B	
		Int: 100% 10 ms	A	

Safety Approvals

Safety Agency	Safety Standard	Notes & Conditions
UL	UL62368-1	Approved for 0-40°C ambient
TUV	EN62368-1	
CB	IEC62368-1, IEC60950-1	
CCC	China Compulsory Certification, GB4943	
AU/NZ	AU/NZ 62368-1	
CE	LVD, EMC, RoHS	
CE	Meets all applicable directives	
UKCA	Meets all applicable legislation	

Mechanical Details



Notes

- All dimensions shown in inches (mm). Tolerance is 0.02 (0.5) maximum, except output cable length.
- Output connector: molex Mini Fit JR, 8 way, mates with molex series #5569 plugs.
- Weight: 2.23 lbs (1010 g) approx.
- Output lead guage is 16 AWG.
- For European mains lead, order part EU-MAINS-IEC, For UK mains lead order part UK-MAINS-IEC, For US mains lead order par US-MAINS-IEC