

## Distribution block - PTFIX 6/12X2,5-NS35A-FE - 3273240

Please be informed that the data shown in this PDF Document is generated from our Online Catalog. Please find the complete data in the user's documentation. Our General Terms of Use for Downloads are valid (<http://phoenixcontact.com/download>)



Distribution block, Block with horizontal alignment and integrated supply, nom. voltage: 690 V, nominal current: 24 A, connection method: Push-in connection, Push-in connection, number of connections: 13, cross section: 0.14 mm<sup>2</sup> - 4 mm<sup>2</sup>, AWG: 26 - 12, width: 41 mm, color: black/yellow, mounting type: NS 35/7,5, NS 35/15

### Your advantages

- ✓ Time savings of up to 80%, thanks to ready-to-mount blocks without manual bridging
- ✓ Time-saving conductor connection, thanks to tool-free Push-in direct connection technology
- ✓ Clear wiring, thanks to eleven different color variants
- ✓ Flexible use, thanks to DIN rail mounting, direct mounting or adhesive mounting
- ✓ Space savings of up to 50% on the DIN rail, thanks to transverse mounting

### Key Commercial Data

|                                      |   |
|--------------------------------------|---|
| Packing unit                         | 8 pc  |
| Minimum order quantity               | 8 pc  |
| GTIN                                 | <br>4 055626 391847 |
| GTIN                                 | 4055626391847   |
| Weight per Piece (excluding packing) | 9.990 g   |
| Custom tariff number                 | 85369010  |
| Country of origin                    | Poland  |

### Technical data

#### General

|                               |   |
|-------------------------------|---|
| Note                          | Notes on operation The blocks can be bridged with one another via the conductor shaft. For corresponding plug-in bridges, see accessories |
| Number of levels              | 1   |
| Number of connections         | 13  |
| Potentials                    | 1   |
| Nominal cross section         | 2.5 mm <sup>2</sup>   |
| Nominal cross section feed-in | 6 mm <sup>2</sup>   |
| Color                         | black/yellow  |

# Distribution block - PTFIX 6/12X2,5-NS35A-FE - 3273240

## Technical data

### General

|   |   |
|---|---|
| Insulating material   | PA  |
| Flammability rating according to UL 94  | V0  |
| Rated surge voltage   | 6 kV  |
| Degree of pollution   | 3   |
| Overvoltage category  | III   |
| Insulating material group   | I   |
| Maximum power dissipation for nominal condition   | 1.31 W (the value is based on one connection block and is multiplied according to the pin assignment) |
| Maximum load current  | 57 A  |
| Nominal current $I_N$   | 24 A  |
| Nominal voltage $U_N$   | 690 V   |
| Maximum load current  | 57 A (with 10 mm <sup>2</sup> conductor cross section)  |
| Nominal current $I_N$   | 41 A (with 6 mm <sup>2</sup> conductor cross section)   |
| Nominal voltage $U_N$   | 500 V   |
| Open side panel   | No  |
| Shock protection test specification   | DIN EN 50274 (VDE 0660-514):2002-11   |
| Back of the hand protection   | guaranteed  |
| Finger protection   | guaranteed  |
| Result of surge voltage test  | Test passed   |
| Surge voltage test setpoint   | 9.8 kV  |
| Result of power-frequency withstand voltage test  | Test passed   |
| Power frequency withstand voltage setpoint  | 1.89 kV   |
| Result of the test for mechanical stability of terminal points (5 x conductor connection) | Test passed   |
| Result of bending test  | Test passed   |
| Bending test rotation speed   | 10 rpm  |
| Bending test turns  | 135   |
| Bending test conductor cross section/weight   | 0.5 mm <sup>2</sup> / 0.3 kg  |
|   | 6 mm <sup>2</sup> / 1.4 kg  |
|   | 10 mm <sup>2</sup> / 2 kg   |
|   | 0.14 mm <sup>2</sup> / 0.2 kg   |
|   | 2.5 mm <sup>2</sup> / 0.7 kg  |
|   | 4 mm <sup>2</sup> / 0.9 kg  |
| Tensile test result   | Test passed   |
| Conductor cross section tensile test  | 0.5 mm <sup>2</sup>   |
| Tractive force setpoint   | 20 N  |
| Conductor cross section tensile test  | 6 mm <sup>2</sup>   |
| Tractive force setpoint   | 80 N  |
| Conductor cross section tensile test  | 10 mm <sup>2</sup>  |
| Tractive force setpoint   | 90 N  |
| Result of tight fit on support  | Test passed   |

# Distribution block - PTFIX 6/12X2,5-NS35A-FE - 3273240

## Technical data

### General

|   |  |
|---|--|
| Tight fit on carrier  | NS 35  |
| Setpoint  | 5 N  |
| Result of voltage-drop test   | Test passed                                      |
| Requirements, voltage drop  | ≤ 1.6 mV   |
| Result of temperature-rise test   | Test passed                                      |
| Short circuit stability result  | Test passed                                      |
| Conductor cross section short circuit testing                           | 6 mm <sup>2</sup>                                |
| Short-time current  | 0.72 kA  |
| Conductor cross section short circuit testing                           | 10 mm <sup>2</sup>                               |
| Short-time current  | 1.2 kA   |
| Result of thermal test  | Test passed                                      |
| Ageing test for screwless modular terminal block temperature cycles     | 192  |
| Proof of thermal characteristics (needle flame) effective duration      | 30 s   |
| Result of aging test  | Test passed                                      |
| Oscillation, broadband noise test result                                | Test passed                                      |
| Test specification, oscillation, broadband noise                        | DIN EN 50155 (VDE 0115-200):2008-03              |
| Test spectrum   | Service life test category 2, bogie-mounted      |
| Test frequency  | f <sub>1</sub> = 5 Hz to f <sub>2</sub> = 250 Hz |
| ASD level   | 6.12 (m/s <sup>2</sup> ) <sup>2</sup> /Hz        |
| Acceleration  | 3.12 g   |
| Test duration per axis  | 5 h  |
| Test directions   | X-, Y- and Z-axis                                |
| Shock test result   | Test passed                                      |
| Test specification, shock test  | DIN EN 50155 (VDE 0115-200):2008-03              |
| Shock form  | Half-sine  |
| Acceleration  | 30g  |
| Shock duration  | 18 ms  |
| Number of shocks per direction  | 3  |
| Test directions   | X-, Y- and Z-axis (pos. and neg.)                |
| Relative insulation material temperature index (Elec., UL 746 B)        | 130 °C   |
| Temperature index of insulation material (DIN EN 60216-1 (VDE 0304-21)) | 130 °C   |
| Static insulating material application in cold                          | -60 °C   |
| Behavior in fire for rail vehicles (DIN 5510-2)                         | Test passed                                      |
| Flame test method (DIN EN 60695-11-10)                                  | V0   |
| Oxygen index (DIN EN ISO 4589-2)  | >32 %  |
| NF F16-101, NF F10-102 Class I  | 2  |
| NF F16-101, NF F10-102 Class F  | 2  |
| Surface flammability NFPA 130 (ASTM E 162)                              | passed   |
| Specific optical density of smoke NFPA 130 (ASTM E 662)                 | passed   |
| Smoke gas toxicity NFPA 130 (SMP 800C)                                  | passed   |

## Distribution block - PTFIX 6/12X2,5-NS35A-FE - 3273240

### Technical data

#### General

|  |             |
|--|-------------|
| Calorimetric heat release NFPA 130 (ASTM E 1354)       | 28 MJ/kg    |
| Fire protection for rail vehicles (DIN EN 45545-2) R22 | HL 1 - HL 3 |
| Fire protection for rail vehicles (DIN EN 45545-2) R23 | HL 1 - HL 3 |
| Fire protection for rail vehicles (DIN EN 45545-2) R24 | HL 1 - HL 3 |
| Fire protection for rail vehicles (DIN EN 45545-2) R26 | HL 1 - HL 3 |

#### Dimensions

|                  |         |
|------------------|---------|
| Width            | 41 mm   |
| Length           | 45.7 mm |
| Height NS 35/7,5 | 30.9 mm |

#### Connection data

|  |                      |
|--|----------------------|
| Feed-in connection   | Feed-in stage        |
| Connection method  | Push-in connection   |
| Connection in acc. with standard   | IEC 60947-7-1        |
| Conductor cross section solid min.   | 0.14 mm <sup>2</sup> |
| Conductor cross section solid max.   | 4 mm <sup>2</sup>    |
| Conductor cross section AWG min.   | 26                   |
| Conductor cross section AWG max.   | 12                   |
| Conductor cross section flexible min.                                      | 0.14 mm <sup>2</sup> |
| Conductor cross section flexible max.                                      | 2.5 mm <sup>2</sup>  |
| Min. AWG conductor cross section, flexible                                 | 26                   |
| Max. AWG conductor cross section, flexible                                 | 14                   |
| Conductor cross section flexible, with ferrule without plastic sleeve min. | 0.14 mm <sup>2</sup> |
| Conductor cross section flexible, with ferrule without plastic sleeve max. | 2.5 mm <sup>2</sup>  |
| Conductor cross section flexible, with ferrule with plastic sleeve min.    | 0.14 mm <sup>2</sup> |
| Conductor cross section flexible, with ferrule with plastic sleeve max.    | 2.5 mm <sup>2</sup>  |
| Stripping length   | 8 mm ... 10 mm       |
| Internal cylindrical gage  | A3                   |
| Connection method  | Push-in connection   |
| Connection in acc. with standard   | IEC 60947-7-1        |
| Conductor cross section solid min.   | 0.5 mm <sup>2</sup>  |
| Conductor cross section solid max.   | 10 mm <sup>2</sup>   |
| Conductor cross section AWG min.   | 20                   |
| Conductor cross section AWG max.   | 8                    |
| Conductor cross section flexible min.                                      | 0.5 mm <sup>2</sup>  |
| Conductor cross section flexible max.                                      | 6 mm <sup>2</sup>    |
| Min. AWG conductor cross section, flexible                                 | 20                   |
| Max. AWG conductor cross section, flexible                                 | 10                   |
| Conductor cross section flexible, with ferrule without plastic sleeve min. | 0.5 mm <sup>2</sup>  |
| Conductor cross section flexible, with ferrule without plastic sleeve max. | 6 mm <sup>2</sup>    |
| Conductor cross section flexible, with ferrule with plastic sleeve min.    | 0.5 mm <sup>2</sup>  |

# Distribution block - PTFIX 6/12X2,5-NS35A-FE - 3273240

## Technical data

### Connection data

|   |                     |
|---|---------------------|
| Conductor cross section flexible, with ferrule with plastic sleeve max.                 | 6 mm <sup>2</sup>   |
| 2 conductors with same cross section, stranded, TWIN ferrules with plastic sleeve, min. | 0.5 mm <sup>2</sup> |
| 2 conductors with same cross section, stranded, TWIN ferrules with plastic sleeve, max. | 1.5 mm <sup>2</sup> |
| Stripping length  | 10 mm ... 12 mm     |

### Standards and Regulations

|  |               |
|--|---------------|
| Connection in acc. with standard                       | IEC 60947-7-1 |
|  | IEC 60947-7-1 |
| Flammability rating according to UL 94                 | V0            |
| Fire protection for rail vehicles (DIN EN 45545-2) R22 | HL 1 - HL 3   |
| Fire protection for rail vehicles (DIN EN 45545-2) R23 | HL 1 - HL 3   |
| Fire protection for rail vehicles (DIN EN 45545-2) R24 | HL 1 - HL 3   |
| Fire protection for rail vehicles (DIN EN 45545-2) R26 | HL 1 - HL 3   |

### Environmental Product Compliance

|            |   |
|------------|---|
| China RoHS | Environmentally friendly use period: unlimited = EFUP-e |
|            | No hazardous substances above threshold values          |

## Drawings

### Circuit diagram



## Classifications

### eCl@ss

|            |          |
|------------|----------|
| eCl@ss 4.0 | 27141121 |
| eCl@ss 4.1 | 27141121 |
| eCl@ss 5.0 | 27141120 |
| eCl@ss 5.1 | 27141120 |
| eCl@ss 6.0 | 27141100 |
| eCl@ss 7.0 | 27141120 |
| eCl@ss 8.0 | 27141120 |
| eCl@ss 9.0 | 27141120 |

### ETIM

|          |          |
|----------|----------|
| ETIM 3.0 | EC000897 |
| ETIM 4.0 | EC000897 |
| ETIM 5.0 | EC000897 |
| ETIM 6.0 | EC000897 |

# Distribution block - PTFIX 6/12X2,5-NS35A-FE - 3273240

## Classifications

### UNSPSC

|               |          |
|---------------|----------|
| UNSPSC 6.01   | 30211811 |
| UNSPSC 7.0901 | 39121410 |
| UNSPSC 11     | 39121410 |
| UNSPSC 12.01  | 39121410 |
| UNSPSC 13.2   | 39121410 |

## Approvals


### Approvals


#### Approvals


DNV GL / CSA / UL Recognized / cUL Recognized / IECEE CB Scheme / VDE Zeichengenehmigung / EAC / cULus Recognized

#### Ex Approvals

### Approval details

|                    |   |   |            |
|--------------------|---|---|------------|
| DNV GL             |  | <a href="http://exchange.dnv.com/tari/">http://exchange.dnv.com/tari/</a> | TAE00002TT |
| Nominal voltage UN | 500 V   |   |            |
| Nominal current IN | 24 A  |   |            |

|                            |   |   |       |
|----------------------------|---|---|-------|
| CSA                        |  | <a href="http://www.csagroup.org/services-industries/product-listing/">http://www.csagroup.org/services-industries/product-listing/</a> | 13631 |
|                            | D   | B   | C     |
| Nominal voltage UN         | 600 V   | 300 V   | 300 V |
| Nominal current IN         | 5 A   | 50 A  | 50 A  |
| mm <sup>2</sup> /AWG/kcmil | 20-8  | 20-8  | 20-8  |

|                            |   |   |              |
|----------------------------|---|---|--------------|
| UL Recognized              |  | <a href="http://database.ul.com/cgi-bin/XYV/template/LISEXT/1FRAME/index.htm">http://database.ul.com/cgi-bin/XYV/template/LISEXT/1FRAME/index.htm</a> | FILE E 60425 |
|                            | D   | B   | C            |
| Nominal voltage UN         | 600 V   | 300 V   | 300 V        |
| Nominal current IN         | 5 A   | 50 A  | 50 A         |
| mm <sup>2</sup> /AWG/kcmil | 20-8  | 20-8  | 20-8         |

# Distribution block - PTFIX 6/12X2,5-NS35A-FE - 3273240

## Approvals

|                    |       |   |              |
|--------------------|-------|---|--------------|
| cUL Recognized     |       | <a href="http://database.ul.com/cgi-bin/XYV/template/LISEXT/1FRAME/index.htm">http://database.ul.com/cgi-bin/XYV/template/LISEXT/1FRAME/index.htm</a> | FILE E 60425 |
|                    | D     | B   | C            |
| Nominal voltage UN | 600 V | 300 V   | 300 V        |
| Nominal current IN | 5 A   | 50 A  | 50 A         |
| mm²/AWG/kcmil      | 20-8  | 20-8  | 20-8         |

|                    |       |   |           |
|--------------------|-------|---|-----------|
| IECEE CB Scheme    |       | <a href="http://www.iecee.org/">http://www.iecee.org/</a> | DE1-60113 |
| Nominal voltage UN | 630 V |   |           |
| Nominal current IN | 41 A  |   |           |

|                        |       |   |          |
|------------------------|-------|---|----------|
| VDE Zeichengenehmigung |       | <a href="http://www2.vde.com/de/Institut/Online-Service/VDE-gepruefteProdukte/Seiten/Online-Suche.aspx">http://www2.vde.com/de/Institut/Online-Service/VDE-gepruefteProdukte/Seiten/Online-Suche.aspx</a> | 40047797 |
| Nominal voltage UN     | 630 V |   |          |
| Nominal current IN     | 41 A  |   |          |

|     |  |                      |
|-----|--|----------------------|
| EAC |  | RU C-DE.AI30.B.01102 |
|-----|--|----------------------|

|                  |  |
|------------------|--|
| cULus Recognized |  |
|------------------|--|

## Accessories

### Accessories

#### DIN rail

DIN rail perforated - NS 35/ 7,5 PERF 2000MM - 0801733



DIN rail perforated, Standard profile, width: 35 mm, height: 7.5 mm, acc. to EN 60715, material: Steel, galvanized, passivated with a thick layer, length: 2000 mm, color: silver

## Distribution block - PTFIX 6/12X2,5-NS35A-FE - 3273240

### Accessories

DIN rail, unperforated - NS 35/ 7,5 UNPERF 2000MM - 0801681



DIN rail, unperforated, Standard profile, width: 35 mm, height: 7.5 mm, acc. to EN 60715, material: Steel, galvanized, passivated with a thick layer, length: 2000 mm, color: silver

---

DIN rail perforated - NS 35/ 7,5 WH PERF 2000MM - 1204119



DIN rail perforated, Standard profile, width: 35 mm, height: 7.5 mm, acc. to EN 60715, material: Steel, Galvanized, white passivated, length: 2000 mm, color: silver

---

DIN rail, unperforated - NS 35/ 7,5 WH UNPERF 2000MM - 1204122



DIN rail, unperforated, Standard profile, width: 35 mm, height: 7.5 mm, acc. to EN 60715, material: Steel, Galvanized, white passivated, length: 2000 mm, color: silver

---

DIN rail, unperforated - NS 35/ 7,5 AL UNPERF 2000MM - 0801704



DIN rail, unperforated, Standard profile, width: 35 mm, height: 7.5 mm, acc. to EN 60715, material: Aluminum, uncoated, length: 2000 mm, color: silver

---

DIN rail perforated - NS 35/ 7,5 ZN PERF 2000MM - 1206421



DIN rail perforated, Standard profile, width: 35 mm, height: 7.5 mm, acc. to EN 60715, material: Steel, galvanized, length: 2000 mm, color: silver

---

## Distribution block - PTFIX 6/12X2,5-NS35A-FE - 3273240

### Accessories

DIN rail, unperforated - NS 35/ 7,5 ZN UNPERF 2000MM - 1206434



DIN rail, unperforated, Standard profile, width: 35 mm, height: 7.5 mm, acc. to EN 60715, material: Steel, galvanized, length: 2000 mm, color: silver

---

DIN rail, unperforated - NS 35/ 7,5 CU UNPERF 2000MM - 0801762



DIN rail, unperforated, Standard profile, width: 35 mm, height: 7.5 mm, acc. to EN 60715, material: Copper, uncoated, length: 2000 mm, color: copper-colored

---

End cap - NS 35/ 7,5 CAP - 1206560



DIN rail end piece, for DIN rail NS 35/7.5

---

DIN rail perforated - NS 35/15 PERF 2000MM - 1201730



DIN rail perforated, Standard profile, width: 35 mm, height: 15 mm, similar to EN 60715, material: Steel, galvanized, passivated with a thick layer, length: 2000 mm, color: silver

---

DIN rail, unperforated - NS 35/15 UNPERF 2000MM - 1201714



DIN rail, unperforated, Standard profile, width: 35 mm, height: 15 mm, similar to EN 60715, material: Steel, galvanized, passivated with a thick layer, length: 2000 mm, color: silver

---

## Distribution block - PTFIX 6/12X2,5-NS35A-FE - 3273240

### Accessories

DIN rail perforated - NS 35/15 WH PERF 2000MM - 0806602



DIN rail perforated, Standard profile, width: 35 mm, height: 15 mm, similar to EN 60715, material: Steel, Galvanized, white passivated, length: 2000 mm, color: silver

---

DIN rail, unperforated - NS 35/15 WH UNPERF 2000MM - 1204135



DIN rail, unperforated, Standard profile, width: 35 mm, height: 15 mm, similar to EN 60715, material: Steel, Galvanized, white passivated, length: 2000 mm, color: silver

---

DIN rail, unperforated - NS 35/15 AL UNPERF 2000MM - 1201756



DIN rail, unperforated, Standard profile, width: 35 mm, height: 15 mm, similar to EN 60715, material: Aluminum, uncoated, length: 2000 mm, color: silver

---

DIN rail perforated - NS 35/15 ZN PERF 2000MM - 1206599



DIN rail perforated, Standard profile, width: 35 mm, height: 15 mm, similar to EN 60715, material: Steel, galvanized, length: 2000 mm, color: silver

---

DIN rail, unperforated - NS 35/15 ZN UNPERF 2000MM - 1206586



DIN rail, unperforated, Standard profile, width: 35 mm, height: 15 mm, similar to EN 60715, material: Steel, galvanized, length: 2000 mm, color: silver

---

## Distribution block - PTFIX 6/12X2,5-NS35A-FE - 3273240

### Accessories

DIN rail, unperforated - NS 35/15 CU UNPERF 2000MM - 1201895



DIN rail, unperforated, Standard profile, width: 35 mm, height: 15 mm, similar to EN 60715, material: Copper, uncoated, length: 2000 mm, color: copper-colored

---

End cap - NS 35/15 CAP - 1206573



DIN rail end piece, for DIN rail NS 35/15

---

### Filler plug

Filler plugs - CEC 2,5 - 3062757



Cover for conductor shaft, 10-pos., for spring cage terminal blocks (ST) and terminal blocks with push-in technology (PT) with a width of 5.2 mm

---

### Insulating sleeve

Insulating sleeve - MPS-IH WH - 0201663

Insulating sleeve, color: white



Insulating sleeve - MPS-IH RD - 0201676

Insulating sleeve, color: red



## Distribution block - PTFIX 6/12X2,5-NS35A-FE - 3273240

### Accessories

Insulating sleeve - MPS-IH BU - 0201689

Insulating sleeve, color: blue



Insulating sleeve - MPS-IH YE - 0201692

Insulating sleeve, color: yellow



Insulating sleeve - MPS-IH GN - 0201702

Insulating sleeve, color: green



Insulating sleeve - MPS-IH GY - 0201728

Insulating sleeve, color: gray



Insulating sleeve - MPS-IH BK - 0201731

Insulating sleeve, color: black



## Distribution block - PTFIX 6/12X2,5-NS35A-FE - 3273240

### Accessories

Insulating sleeve - ISH 2,5/0,2 - 3002843



Insulating sleeve, color: white

---

Insulating sleeve - ISH 2,5/0,5 - 3002856



Insulating sleeve, color: gray

---

Insulating sleeve - ISH 2,5/1,0 - 3002869



Insulating sleeve, color: black

---

### Jumper

Plug-in bridge - FBS 2-5 - 3030161



Plug-in bridge, pitch: 5.2 mm, length: 22.7 mm, width: 9 mm, number of positions: 2, color: red

---

Plug-in bridge - FBS 2-5 GN - 3032143



Plug-in bridge, pitch: 5.2 mm, number of positions: 2, color: green

---

## Distribution block - PTFIX 6/12X2,5-NS35A-FE - 3273240

### Accessories

Plug-in bridge - FBS 2-5 BU - 3036877



Plug-in bridge, pitch: 5.2 mm, number of positions: 2, color: blue

---

Plug-in bridge - FBS 2-5 GY - 3038969



Plug-in bridge, pitch: 5.2 mm, number of positions: 2, color: gray

---

### Labeled terminal marker

Marker card - SK 5/3,8:FORTL.ZAHLEN - 0804183



Marker card, Card, white, labeled, Horizontal: consecutive numbers 1 ... 10, 11 ... 20, etc. up to 91 ... (99)100, mounting type: adhesive, for terminal block width: 5 mm, lettering field size: 5 x 3.8 mm

---

Marker card - SK 3,8 REEL P5 WH CUS - 0825124



Marker card, can be ordered: By card, white, labeled according to customer specifications, mounting type: adhesive, for terminal block width: 5 mm, lettering field size: continuous x 3.8 mm

---

### Marker carriers

Terminal strip marker carrier - KLM 2 - 0807575



Terminal strip marker carrier, gray, unlabeled, mounting type: Plug in, lettering field size: 20 mm x 8 mm

---

## Distribution block - PTFIX 6/12X2,5-NS35A-FE - 3273240

### Accessories

Terminal strip marker carrier - KLM 3-L - 0814788



Terminal strip marker carrier, height-adjustable, for end brackets CLIPFIX 15, CLIPFIX 35 and CLIPFIX 35-5, can be labeled with BMK...20 x 8 labels, or directly with the M-PEN or X-PEN

---

### Screwdriver tools

Screwdriver - SZF 1-0,6X3,5 - 1204517



Actuation tool, for ST terminal blocks, also suitable for use as a bladed screwdriver, size: 0.6 x 3.5 x 100 mm, 2-component grip, with non-slip grip

---

### Terminal marking

Marking foil for zack marker strip - TML (EX3,8)R - 0801837



Marking foil for zack marker strip, Roll, white, unlabeled, can be labeled with: THERMOMARK ROLL 2.0, THERMOMARK ROLL, THERMOMARK ROLL X1, THERMOMARK ROLLMASTER 300/600, THERMOMARK X1.2, mounting type: adhesive, for terminal block width: 30000 mm, lettering field size: 30,000 x 3.8 mm

Marking foil for zack marker strip - TML (104X3,8)R - 0801833



Marking foil for zack marker strip, Roll, white, unlabeled, can be labeled with: THERMOMARK ROLL 2.0, THERMOMARK ROLL, THERMOMARK ROLL X1, THERMOMARK ROLLMASTER 300/600, THERMOMARK X1.2, mounting type: adhesive, for terminal block width: 104 mm, lettering field size: 104 x 3.8 mm

---

### Test plug terminal block

Test plugs - MPS-MT SN - 3212251



Test plugs, with solder connection up to 1 mm<sup>2</sup> conductor cross section, tin-plated surface, color: silver

## Distribution block - PTFIX 6/12X2,5-NS35A-FE - 3273240

### Accessories

Test plugs - MPS-MT 1-S - 1944372



Test plug, consisting of 1.0 mm Ø test pin and 2.0 mm Ø socket

---

Test plugs - MPS-MT - 0201744



Test plugs, with solder connection up to 1 mm<sup>2</sup> conductor cross section, color: gray

---

Test socket

Test adapter - PAI-4-N GY - 3032871



4 mm test adapter, for terminal blocks with 5.2 mm, 6.2 mm and 8.2 mm pitch

---

---