


PCB terminal block - FRONT 2,5-V/SA 5/ 4 BK VPE200 - 1701337

Please be informed that the data shown in this PDF Document is generated from our Online Catalog. Please find the complete data in the user's documentation. Our General Terms of Use for Downloads are valid (<http://phoenixcontact.com/download>)

PCB terminal block, Nominal current: 24 A, Nom. voltage: 400 V, Pitch: 5 mm, Number of positions: 4, Connection method: Screw connection, Mounting: Soldering, Conductor/PCB connection direction: 90 °, Color: black, The article can be aligned to create different nos. of positions!

Key commercial data

Packing unit	1
GTIN	 4 017918 234959
Custom tariff number	85369010

Technical data

Dimensions

Length	18.5 mm
Pitch	5 mm
Dimension a	15 mm
Pin dimensions	0,8 x 0,8 mm
Pin spacing	5 mm
Hole diameter	1.2 mm

General

Range of articles	FRONT 2,5-V/SA 5
Insulating material group	I
Rated surge voltage (III/3)	4 kV
Rated surge voltage (III/2)	4 kV
Rated surge voltage (II/2)	4 kV
Rated voltage (III/3)	250 V
Rated voltage (III/2)	400 V
Rated voltage (II/2)	630 V
Connection in acc. with standard	EN-VDE
Nominal current I_N	24 A
Nominal cross section	2.5 mm ²
Maximum load current	17.5 A (with 2.5 mm ² conductor cross section)
Insulating material	PA
Solder pin surface	Sn

PCB terminal block - FRONT 2,5-V/SA 5/ 4 BK VPE200 - 1701337

Technical data

General

Inflammability class according to UL 94	V0
Internal cylindrical gage	A3
Stripping length	9 mm
Number of positions	4
Screw thread	M2,5
Tightening torque, min	0.4 Nm
Tightening torque max	0.5 Nm

Connection data

Conductor cross section solid min.	0.2 mm ²
Conductor cross section solid max.	2.5 mm ²
Conductor cross section stranded min.	0.2 mm ²
Conductor cross section stranded max.	2.5 mm ²
Conductor cross section stranded, with ferrule without plastic sleeve min.	0.25 mm ²
Conductor cross section stranded, with ferrule without plastic sleeve max.	1.5 mm ²
Conductor cross section stranded, with ferrule with plastic sleeve min.	0.25 mm ²
Conductor cross section stranded, with ferrule with plastic sleeve max.	1.5 mm ²
Conductor cross section AWG/kcmil min.	24
Conductor cross section AWG/kcmil max	14
2 conductors with same cross section, solid min.	0.2 mm ²
2 conductors with same cross section, solid max.	0.75 mm ²
2 conductors with same cross section, stranded min.	0.2 mm ²
2 conductors with same cross section, stranded max.	0.75 mm ²
2 conductors with same cross section, stranded, ferrules without plastic sleeve, min.	0.25 mm ²
2 conductors with same cross section, stranded, ferrules without plastic sleeve, max.	0.34 mm ²

Classifications

eCl@ss

eCl@ss 4.0	27141109
eCl@ss 4.1	27141109
eCl@ss 5.0	27141190
eCl@ss 5.1	27141190
eCl@ss 6.0	27261101
eCl@ss 7.0	27440401
eCl@ss 8.0	27440401

PCB terminal block - FRONT 2,5-V/SA 5/ 4 BK VPE200 - 1701337

Classifications

ETIM

ETIM 3.0	EC001121
ETIM 4.0	EC002643
ETIM 5.0	EC002643

UNSPSC

UNSPSC 6.01	30211801
UNSPSC 7.0901	39121432
UNSPSC 11	39121432
UNSPSC 12.01	39121432
UNSPSC 13.2	39121432

Approvals

Approvals


Approvals

CSA / UL Recognized / cUL Recognized / EAC / cULus Recognized

Ex Approvals


Approvals submitted


Approval details

CSA 			
	B	D	
	mm ² /AWG/kcmil	24-12	24-12
	Nominal current I _N	10 A	10 A
	Nominal voltage U _N	300 V	300 V


PCB terminal block - FRONT 2,5-V/SA 5/ 4 BK VPE200 - 1701337

Approvals

UL Recognized 				
		B	C	D
mm ² /AWG/kcmil	30-12	30-12	30-12	
Nominal current I _N	10 A	17 A	10 A	
Nominal voltage U _N	250 V	300 V	300 V	

cUL Recognized 				
		B	C	D
mm ² /AWG/kcmil	30-12	30-12	30-12	
Nominal current I _N	10 A	17 A	10 A	
Nominal voltage U _N	250 V	300 V	300 V	

EAC

cULus Recognized 				
------------------------------------------------------------------------------------------------------	--	--	--	--