

Printed-circuit board connector - MSTBA 2,5/ 2-G-5,08 AU - 1748167

Please be informed that the data shown in this PDF Document is generated from our Online Catalog. Please find the complete data in the user's documentation. Our General Terms of Use for Downloads are valid (<http://phoenixcontact.com/download>)

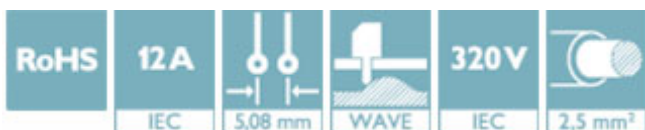
PCB headers, nominal current: 12 A, rated voltage (III/2): 320 V, number of positions: 2, pitch: 5.08 mm, color: green, contact surface: Gold, mounting: Wave soldering



The figure shows the 10-position version

Your advantages

- ✓ Gold-plated contacts ensure transfer quality remains stable over the long term
- ✓ Maximum flexibility when it comes to device design – one header for connectors with different connection technologies
- ✓ Well-known mounting principle allows worldwide use
- ✓ Plug-in direction parallel to the PCB
- ✓ Closed contour for optimum stability of the plug-in connection



Key Commercial Data

Packing unit	50 pc
GTIN	
GTIN	4017918214777

Technical data

Dimensions

Length [l]	12 mm
Width	12.08 mm
Pitch	5.08 mm
Dimension a	5.08 mm
Width [w]	12.08 mm
Height [h]	12.1 mm
Height	8.6 mm
Length of the solder pin	3.5 mm
Pin dimensions	1 x 1 mm
Length	12 mm

Printed-circuit board connector - MSTBA 2,5/ 2-G-5,08 AU - 1748167

Technical data

General

Range of articles	MSTBA 2,5/...-G
Insulating material group	I
Rated surge voltage (III/3)	4 kV
Rated surge voltage (III/2)	4 kV
Rated surge voltage (II/2)	4 kV
Rated voltage (III/3)	250 V
Rated voltage (III/2)	320 V
Rated voltage (II/2)	400 V
Connection in acc. with standard	EN-VDE
Nominal current I_N	12 A
Insulating material	PA
Flammability rating according to UL 94	V0
Color	green
Number of positions	2

Standards and Regulations

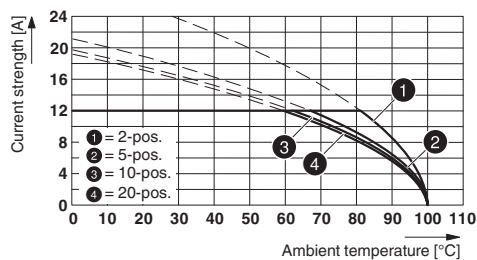
Connection in acc. with standard	EN-VDE
	CSA
Flammability rating according to UL 94	V0

Environmental Product Compliance

China RoHS	Environmentally friendly use period: unlimited = EFUP-e
	No hazardous substances above threshold values

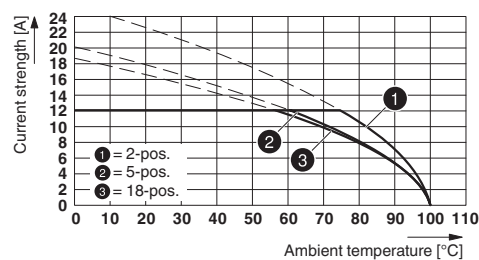
Drawings

Diagram



Type: MSTBP 2,5/...-ST-5,08 AU with MSTBA 2,5/...-G-5,08 AU

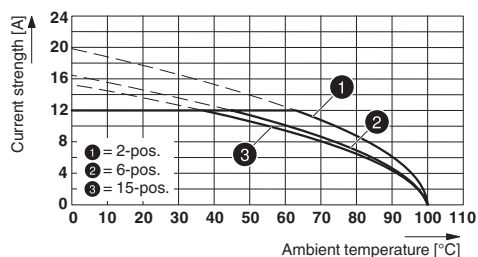
Diagram



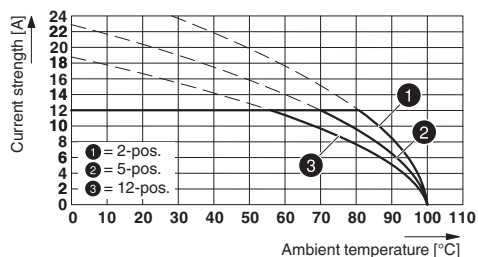
Type: MSTB 2,5/...-ST-5,08 AU with MSTBA 2,5/...-G-5,08 AU

Printed-circuit board connector - MSTBA 2,5/ 2-G-5,08 AU - 1748167

Diagram



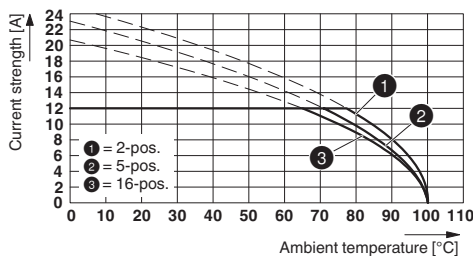
Diagram



Type: MVSTBR 2,5/...-ST-5,08 AU with MSTBA 2,5/...-G-5,08 AU

Type: TMSTBP 2,5/...-ST-5,08 AU with MSTBA 2,5/...-G-5,08 AU

Diagram



Type: FKC 2,5/...-ST-5,08 AU with MSTBA 2,5/...-G-5,08 AU

Approvals

Approvals

Approvals

IECEE CB Scheme / VDE Gutachten mit Fertigungsüberwachung / EAC / cULus Recognized


Ex Approvals


Approval details


IECEE CB Scheme		http://www.iecee.org/	DE1-58978-B1B2
Nominal voltage UN	250 V		
Nominal current IN	12 A		

Printed-circuit board connector - MSTBA 2,5/ 2-G-5,08 AU - 1748167

Approvals

VDE Gutachten mit Fertigungsüberwachung		http://www2.vde.com/de/Institut/Online-Service/ VDE-gepruefteProdukte/Seiten/Online-Suche.aspx	40004701
Nominal voltage UN		250 V	
Nominal current IN		12 A	

EAC		B.01742
-----	---	---------

cULus Recognized		http://database.ul.com/cgi-bin/XYV/template/LISEXT/1FRAME/index.htm	E60425-19931011
	D	B	
Nominal voltage UN	300 V	300 V	
Nominal current IN	10 A	15 A	

Phoenix Contact 2019 © - all rights reserved
<http://www.phoenixcontact.com>

PHOENIX CONTACT GmbH & Co. KG
 Flachsmarktstr. 8
 32825 Blomberg
 Germany
 Tel. +49 5235 300
 Fax +49 5235 3 41200
<http://www.phoenixcontact.com>