

Feed-through header - MSTBA 2,5 HC/ 4-G - 1923775

Please be informed that the data shown in this PDF Document is generated from our Online Catalog. Please find the complete data in the user's documentation. Our General Terms of Use for Downloads are valid (<http://phoenixcontact.com/download>)

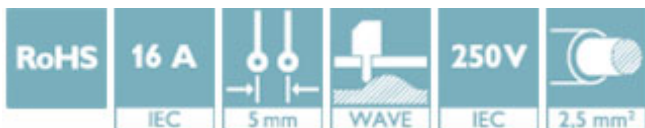
PCB headers, nominal current: 16 A, rated voltage (III/2): 320 V, number of positions: 4, pitch: 5 mm, color: green, contact surface: Tin, mounting: Wave soldering




The figure shows a 10-position version of the product

Your advantages

- Well-known mounting principle allows worldwide use
- Plug-in direction parallel to the PCB



Key Commercial Data

Packing unit	50 pc
GTIN	 4 017918 599966
GTIN	4017918599966

Technical data

Dimensions

Length [l]	12 mm
Width	22 mm
Pitch	5 mm
Dimension a	15 mm
Width [w]	22 mm
Height [h]	12.1 mm
Height	8.6 mm
Length of the solder pin	3.5 mm
Pin dimensions	1 x 1 mm
Pin spacing	5.00 mm
Length	12 mm

General

Feed-through header - MSTBA 2,5 HC/ 4-G - 1923775

Technical data

General

Range of articles	MSTBA 2,5 HC/..-G
Insulating material group	I
Rated surge voltage (III/3)	4 kV
Rated surge voltage (III/2)	4 kV
Rated surge voltage (II/2)	4 kV
Rated voltage (III/3)	250 V
Rated voltage (III/2)	320 V
Rated voltage (II/2)	400 V
Connection in acc. with standard	EN-VDE
Nominal current I_N	16 A (see derating curve)
Maximum load current	16 A
Insulating material	PA
Flammability rating according to UL 94	V0
Color	green
Number of positions	4

Standards and Regulations

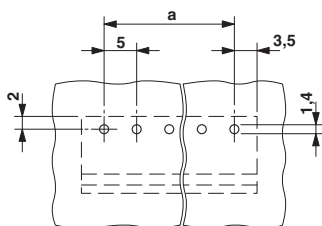
Connection in acc. with standard	EN-VDE
	CUL
Flammability rating according to UL 94	V0

Environmental Product Compliance

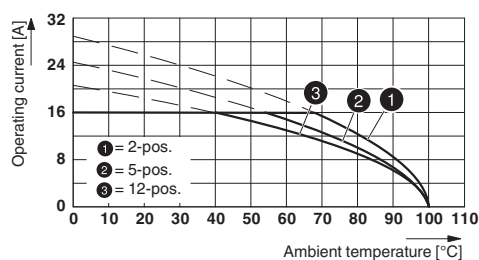
China RoHS	Environmentally friendly use period: unlimited = EFUP-e
	No hazardous substances above threshold values

Drawings

Drilling diagram



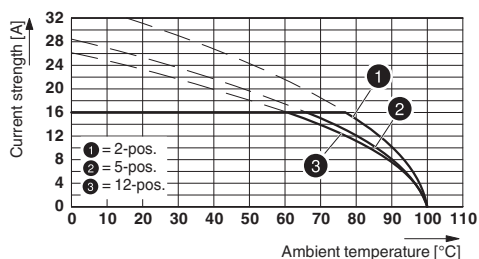
Diagram



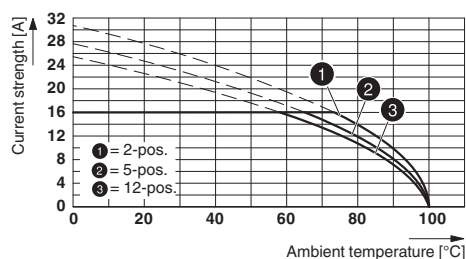
Derating curve for: FK 2,5 HC/..-ST with MSTBA 2,5 HC/..-G

Feed-through header - MSTBA 2,5 HC/ 4-G - 1923775

Diagram



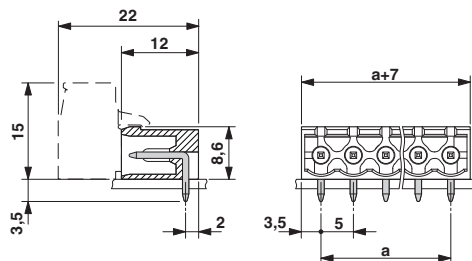
Diagram



Type: MSTBT 2,5 HC/...-ST with MSTBA 2,5 HC/...-G

Type: MVSTBR 2,5 HC/...-ST with MSTBA 2,5 HC/...-G

Dimensional drawing



Approvals

Approvals

Approvals

IECEE CB Scheme / VDE Gutachten mit Fertigungsüberwachung / EAC / cULus Recognized


Ex Approvals


Approval details


IECEE CB Scheme		http://www.iecee.org/	DE1-58978-B1B2
Nominal voltage UN	250 V		
Nominal current IN	16 A		

Feed-through header - MSTBA 2,5 HC/ 4-G - 1923775

Approvals

VDE Gutachten mit Fertigungsüberwachung		http://www2.vde.com/de/Institut/Online-Service/ VDE-gepruefteProdukte/Seiten/Online-Suche.aspx	40004701
Nominal voltage UN		250 V	
Nominal current IN		16 A	

EAC		B.01742
-----	---	---------

cULus Recognized		http://database.ul.com/cgi-bin/XYV/template/LISEXT/1FRAME/index.htm	E60425-19931011
	D	B	
Nominal voltage UN	150 V	300 V	
Nominal current IN	15 A	16 A	

Phoenix Contact 2019 © - all rights reserved
<http://www.phoenixcontact.com>

PHOENIX CONTACT GmbH & Co. KG
 Flachsmarktstr. 8
 32825 Blomberg
 Germany
 Tel. +49 5235 300
 Fax +49 5235 3 41200
<http://www.phoenixcontact.com>