

MSTB 2,5 HC/ 7-STF

Order No.: 1912126

The figure shows a 10-position version of the product

<http://eshop.phoenixcontact.de/phoenix/treeViewClick.do?UID=1912126>

Plug component, Nominal current: 16 A, Nom. voltage: 250 V, Pitch:
5 mm, Number of positions: 7, Connection type: Screw connection,
Color: green

Commercial data

| | |
|--------------------------|--------------------|
| EAN | 4017918191276 |
| Pack | 50 pcs. |
| Customs tariff | 85366990 |
| Weight/Piece | 0.01337 KG |
| Catalog page information | Page 349 (CC-2009) |

Product notes

WEEE/RoHS-compliant since:
01/01/2003



<http://www.download.phoenixcontact.com>
Please note that the data given here has been taken from the online catalog. For comprehensive information and data, please refer to the user documentation. The General Terms and Conditions of Use apply to Internet downloads.

Technical data

Dimensions / positions

| | |
|---------------------|-------|
| Pitch | 5 mm |
| Dimension a | 30 mm |
| Number of positions | 7 |
| Screw thread | M3 |

| | |
|------------------------|--------|
| Tightening torque, min | 0.5 Nm |
| Tightening torque max | 0.6 Nm |

Technical data

| | |
|------------------------------------|---------------------------|
| Insulating material group | I |
| Rated surge voltage (III/3) | 4 kV |
| Rated surge voltage (III/2) | 4 kV |
| Rated surge voltage (II/2) | 4 kV |
| Rated voltage (III/2) | 320 V |
| Rated voltage (II/2) | 630 V |
| Connection in acc. with standard | EN-VDE |
| Nominal current I_N | 16 A (see derating curve) |
| Nominal voltage U_N | 250 V |
| Nominal cross section | 2.5 mm ² |
| Maximum load current | 16 A |
| Insulating material | PA |
| Inflammability class acc. to UL 94 | V0 |
| Internal cylindrical gage | A3 |
| Stripping length | 7 mm |

Connection data

| | |
|--|----------------------|
| Conductor cross section solid min. | 0.2 mm ² |
| Conductor cross section solid max. | 2.5 mm ² |
| Conductor cross section stranded min. | 0.2 mm ² |
| Conductor cross section stranded max. | 2.5 mm ² |
| Conductor cross section stranded, with ferrule without plastic sleeve min. | 0.25 mm ² |
| Conductor cross section stranded, with ferrule without plastic sleeve max. | 2.5 mm ² |
| Conductor cross section stranded, with ferrule with plastic sleeve min. | 0.25 mm ² |
| Conductor cross section stranded, with ferrule with plastic sleeve max. | 2.5 mm ² |
| Conductor cross section AWG/kcmil min. | 24 |
| Conductor cross section AWG/kcmil max | 12 |
| 2 conductors with same cross section, solid min. | 0.2 mm ² |
| 2 conductors with same cross section, solid max. | 1 mm ² |

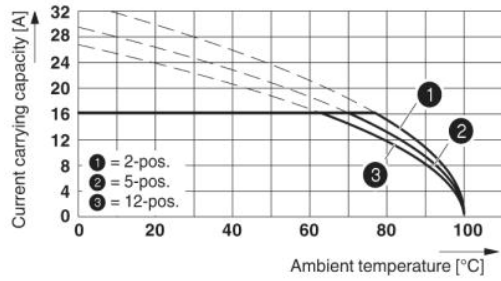
| | |
|---|----------------------|
| 2 conductors with same cross section, stranded min. | 0.2 mm ² |
| 2 conductors with same cross section, stranded max. | 1.5 mm ² |
| 2 conductors with same cross section, stranded, ferrules without plastic sleeve, min. | 0.25 mm ² |
| 2 conductors with same cross section, stranded, ferrules without plastic sleeve, max. | 1 mm ² |
| 2 conductors with same cross section, stranded, TWIN ferrules with plastic sleeve, min. | 0.5 mm ² |
| 2 conductors with same cross section, stranded, TWIN ferrules with plastic sleeve, max. | 1.5 mm ² |

Accessories

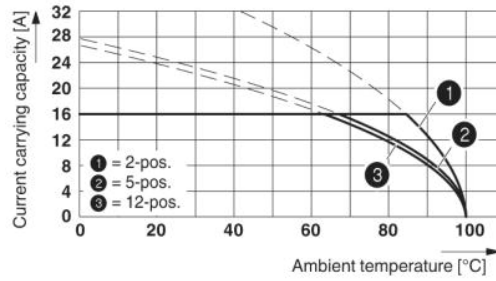
| Item | Designation | Description |
|---------------------|-----------------------|--|
| General | | |
| 1733169 | EBP 2- 5 | Insertion bridge, fully insulated, for plug connectors with 5.0 or 5.08 mm pitch, no. of positions: 2 |
| Marking | | |
| 0804183 | SK 5/3,8:FORTL.ZAHLEN | Marker card, printed horizontally, self-adhesive, 12 identical decades marked 1-10, 11-20 etc. up to 91-(99)100, sufficient for 120 terminal blocks |
| Plug/Adapter | | |
| 1734634 | CP-MSTB | Keying profile, is inserted into the slot on the plug or inverted header, red insulating material |
| Tools | | |
| 1205053 | SZS 0,6X3,5 | Screwdriver, bladed, matches all screw terminal blocks up to 4.0 mm ² connection cross section, blade: 0.6 x 3.5 mm, without VDE approval |

Drawings

Diagram

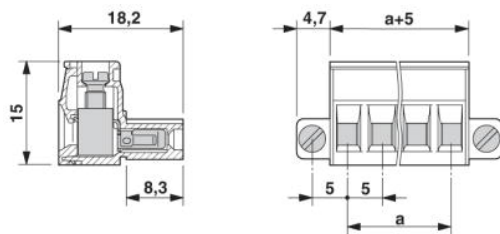


Derating curve for: MSTB 2,5 HC/...-ST with MSTBA 2,5 HC/...-G



Derating curve for: MSTB 2,5 HC/...-ST with MSTBVA 2,5 HC/...-G

Dimensioned drawing



Address

PHOENIX CONTACT GmbH & Co. KG
Flachsmarktstr. 8
32825 Blomberg, Germany
Phone +49 5235 3 00
Fax +49 5235 3 41200
<http://www.phoenixcontact.com>



© 2009 Phoenix Contact
Technical modifications reserved;