


Printed-circuit board connector - MSTBT 2,5/ 3-ST BK BD:1-3 - 1729027

Please be informed that the data shown in this PDF Document is generated from our Online Catalog. Please find the complete data in the user's documentation. Our General Terms of Use for Downloads are valid (<http://phoenixcontact.com/download>)

Plug component, Nominal current: 12 A, Number of positions: 3, Pitch: 5 mm, Connection method: Screw connection with tension sleeve, Color: black, Contact surface: Tin



Key Commercial Data

| | |
|----------------------|---|
| Packing unit | 1 |
| GTIN |  4 046356 146821 |
| GTIN | 4046356146821 |
| Custom tariff number | 85366990 |

Technical data

Dimensions

| | |
|-------------|----------|
| Pitch | 5 mm |
| Dimension a | 10.00 mm |

General

| | |
|----------------------------------|--------------------------------------|
| Range of articles | MSTBT 2,5/...-ST |
| Type of contact | Female connector |
| Number of positions | 3 |
| Connection method | Screw connection with tension sleeve |
| Rated voltage (III/3) | 250 V |
| Connection in acc. with standard | EN-VDE |
| Nominal current I_N | 12 A |
| Nominal cross section | 2.5 mm ² |

Connection data

| | |
|--|----------------------|
| Conductor cross section solid min. | 0.2 mm ² |
| Conductor cross section solid max. | 2.5 mm ² |
| Conductor cross section flexible min. | 0.2 mm ² |
| Conductor cross section flexible max. | 2.5 mm ² |
| Conductor cross section flexible, with ferrule without plastic sleeve min. | 0.25 mm ² |

Printed-circuit board connector - MSTBT 2,5/ 3-ST BK BD:1-3 - 1729027

Technical data

Connection data

| | |
|---|----------------------|
| Conductor cross section flexible, with ferrule without plastic sleeve max. | 2.5 mm ² |
| Conductor cross section flexible, with ferrule with plastic sleeve min. | 0.25 mm ² |
| Conductor cross section flexible, with ferrule with plastic sleeve max. | 2.5 mm ² |
| Conductor cross section AWG min. | 24 |
| Conductor cross section AWG max. | 12 |
| 2 conductors with same cross section, solid min. | 0.2 mm ² |
| 2 conductors with same cross section, solid max. | 1 mm ² |
| 2 conductors with same cross section, stranded min. | 0.2 mm ² |
| 2 conductors with same cross section, stranded max. | 1.5 mm ² |
| 2 conductors with same cross section, stranded, ferrules without plastic sleeve, min. | 0.25 mm ² |
| 2 conductors with same cross section, stranded, ferrules without plastic sleeve, max. | 1 mm ² |
| 2 conductors with same cross section, stranded, TWIN ferrules with plastic sleeve, min. | 0.5 mm ² |
| 2 conductors with same cross section, stranded, TWIN ferrules with plastic sleeve, max. | 1.5 mm ² |
| Minimum AWG according to UL/CUL | 30 |
| Maximum AWG according to UL/CUL | 12 |

Standards and Regulations

| | |
|----------------------------------|--------|
| Connection in acc. with standard | EN-VDE |
| | CSA |

Environmental Product Compliance

| | |
|------------|---|
| China RoHS | Environmentally Friendly Use Period = 50 |
| | For details about hazardous substances go to tab "Downloads", Category "Manufacturer's declaration" |

Approvals

Approvals

Approvals

CSA / VDE Gutachten mit Fertigungsüberwachung / IECCE CB Scheme / cULus Recognized / EAC


Ex Approvals


Printed-circuit board connector - MSTBT 2,5/ 3-ST BK BD:1-3 - 1729027


Approvals

Approval details

| | | | |
|--------------------------------|---|---|-------|
| CSA |  | http://www.csagroup.org/services/testing-and-certification/certified-product-listing/ | 13631 |
| | | B | D |
| mm ² /AWG/kcmil | | 28-12 | 28-12 |
| Nominal current I _N | | 10 A | 10 A |
| Nominal voltage U _N | | 300 V | 300 V |

| | | | |
|---|---|---|----------|
| VDE Gutachten mit Fertigungsüberwachung |  | http://www.vde.com/en/Institute/OnlineService/VDE-approved-products/Pages/Online-Search.aspx | 40004701 |
| | | | |
| mm ² /AWG/kcmil | | 0.2-2.5 | |
| Nominal current I _N | | 12 A | |
| Nominal voltage U _N | | 250 V | |

| | | | |
|--------------------------------|---|---|----------------|
| IECEE CB Scheme |  | http://www.iecee.org/ | DE1-56062-B1B2 |
| | | | |
| mm ² /AWG/kcmil | | 0.2-2.5 | |
| Nominal current I _N | | 12 A | |
| Nominal voltage U _N | | 250 V | |

| | | | |
|--------------------------------|---|---|-----------------|
| cULus Recognized |  | http://database.ul.com/cgi-bin/XYV/template/LISEXT/1FRAME/index.htm | E60425-19931011 |
| | | B | D |
| mm ² /AWG/kcmil | | 30-12 | 30-12 |
| Nominal current I _N | | 15 A | 10 A |
| Nominal voltage U _N | | 300 V | 300 V |

| | | | |
|-----|---|--|---------|
| EAC |  | | B.01742 |
|-----|---|--|---------|

