


## FKC 2,5 HC/ 6-ST

Order No.: 1942196

The figure shows a 10-position version of the product

<http://eshop.phoenixcontact.de/phoenix/treeViewClick.do?UID=1942196>

Plug component, Nominal current: 16 A, Nom. voltage: 250 V, Pitch:  
5 mm, Number of positions: 6, Connection type: Spring-cage conn.,  
Color: green

### Commercial data

EAN	4017918878122
Pack	50 pcs.
Customs tariff	85366990
Weight/Piece	0.01091 KG
Catalog page information	Page 352 (CC-2009)

### Product notes

WEEE/RoHS-compliant since:  
01/01/2003



<http://www.download.phoenixcontact.com>  
Please note that the data given here has been taken from the online catalog. For comprehensive information and data, please refer to the user documentation. The General Terms and Conditions of Use apply to Internet downloads.

### Technical data

#### Dimensions / positions

Pitch	5 mm
Dimension a	25 mm
Number of positions	6

**Technical data**

Insulating material group	I
Rated surge voltage (III/3)	4 kV
Rated surge voltage (III/2)	4 kV
Rated surge voltage (II/2)	4 kV
Rated voltage (III/2)	320 V
Rated voltage (II/2)	630 V
Connection in acc. with standard	EN-VDE
Nominal current $I_N$	16 A
Nominal voltage $U_N$	250 V
Nominal cross section	2.5 mm <sup>2</sup>
Maximum load current	16 A (with 2.5 mm <sup>2</sup> conductor cross section)
Insulating material	PA
Inflammability class acc. to UL 94	V0
Internal cylindrical gage	A2
Stripping length	10 mm

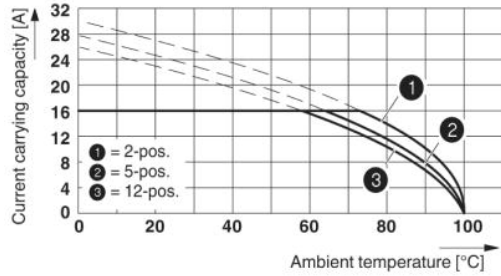
**Connection data**

Conductor cross section solid min.	0.2 mm <sup>2</sup>
Conductor cross section solid max.	2.5 mm <sup>2</sup>
Conductor cross section stranded min.	0.2 mm <sup>2</sup>
Conductor cross section stranded max.	2.5 mm <sup>2</sup>
Conductor cross section stranded, with ferrule without plastic sleeve min.	0.25 mm <sup>2</sup>
Conductor cross section stranded, with ferrule without plastic sleeve max.	2.5 mm <sup>2</sup>
Conductor cross section stranded, with ferrule with plastic sleeve min.	0.25 mm <sup>2</sup>
Conductor cross section stranded, with ferrule with plastic sleeve max.	1.5 mm <sup>2</sup>
Conductor cross section AWG/kcmil min.	24
Conductor cross section AWG/kcmil max	12
2 conductors with same cross section, stranded, TWIN ferrules with plastic sleeve, min.	0.5 mm <sup>2</sup>
2 conductors with same cross section, stranded, TWIN ferrules with plastic sleeve, max.	1.5 mm <sup>2</sup>

<b>Accessories</b>		
Item	Designation	Description
<b>Assembly</b>		
1876880	STZ 8-FKC-5,08	Strain relief for snapping into the latching chambers of the plug components, 8-pos.
1876877	STZ 4-FKC-5,08	Strain relief for snapping into the latching chambers of the plugs, 4-pos.
<b>Marking</b>		
0804183	SK 5/3,8:FORTL.ZAHLEN	Marker card, printed horizontally, self-adhesive, 12 identical decades marked 1-10, 11-20 etc. up to 91-(99)100, sufficient for 120 terminal blocks
0805072	SK 5/3,8:SO	Marker card, special printing, self-adhesive, labeled acc. to customer requirements, 12 identical marker strips per card, max. 25-position labeling per strip, color: white
0805409	SK 5/3,8:UNBEDRUCKT	Marker cards, unprinted, with pitch divisions, self-adhesive, 10-section marker strips, 12 strips per card, can be labeled with the M-PEN
<b>Plug/Adapter</b>		
1734634	CP-MSTB	Keying profile, is inserted into the slot on the plug or inverted header, red insulating material
0201731	MPS-IH BK	Insulating sleeve, for MPS metal part, Color: black
0201689	MPS-IH BU	Insulating sleeve, for MPS metal part, Color: blue
0201702	MPS-IH GN	Insulating sleeve, for MPS metal part, Color: green
0201728	MPS-IH GY	Insulating sleeve, for MPS metal part, Color: gray
0201676	MPS-IH RD	Insulating sleeve, for MPS metal part, Color: red
0201715	MPS-IH VT	Insulating sleeve, for MPS metal part, Color: violet
0201663	MPS-IH WH	Insulating sleeve, for MPS metal part, Color: white
0201692	MPS-IH YE	Insulating sleeve, for MPS metal part, Color: yellow
0201744	MPS-MT	Metal part for test connector
0201647	RPS	Reducing plug, Color: gray
<b>Tools</b>		
1205053	SZS 0,6X3,5	Screwdriver, bladed, matches all screw terminal blocks up to 4.0 mm <sup>2</sup> connection cross section, blade: 0.6 x 3.5 mm, without VDE approval

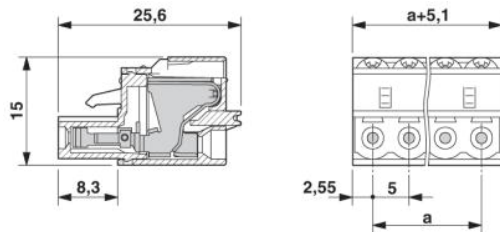
## Drawings

### Diagram



Derating curve for: FKC 2,5 HC/...ST with MSTBA 2,5 HC/...G

### Dimensioned drawing



**Address**

PHOENIX CONTACT GmbH & Co. KG  
Flachsmarktstr. 8  
32825 Blomberg, Germany  
Phone +49 5235 3 00  
Fax +49 5235 3 41200  
<http://www.phoenixcontact.com>



© 2009 Phoenix Contact  
Technical modifications reserved;