Optocoupler
Input: DC 18 V – 30 V
Output: DC 20 V – 60 V, 100 mA
0.08 – 2.5 mm² AWG 28 – 14
5 – 6 mm / 0.22 in



Each clamping unit is marked individually



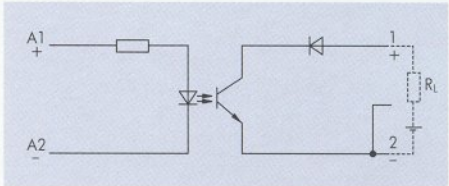

	Item-No.	Pack.-unit pcs
1 mm / 0.039 in thick		
grey	**859-525**	100 (4 x 25)
2-way	**859-402**	200 (8 x 25)
3-way	**859-403**	200 (8 x 25)
4-way	**859-404**	200 (8 x 25)
5-way	**859-405**	200 (8 x 25)
10-way	**859-410**	100 (4 x 25)
	859-500	1
	210-110	1

All printings (5 mm / 0.197 in wide) with 248-... item-nos. are available as printings for WMB cards, series **793-...**, with the same three last digits.

Marking		
plain	**248-501**	5
1 ... 10 (10x)	**248-502**	5
11 ... 20 (10x)	**248-503**	5
21 ... 30 (10x)	**248-504**	5
31 ... 40 (10x)	**248-505**	5
41 ... 50 (10x)	**248-506**	5
1 ... 50 (2x)	**248-566**	5
K 1 ... K 10 (10x)	**248-450**	5
K 11 ... K 20 (10x)	**248-451**	5
K (100x)	**248-452**	5
U 1 ... U 10 (10x)	**248-453**	5
U 11 ... U 20 (10x)	**248-454**	5
U (100x)	**248-455**	5

Description

Optocoupler terminal block, for TS 35

	Item-No.	Pack.-unit pcs
Input	**DC**	
DC 24 V	**859-794**	25

Technical data

Input	DC 24 V
Input voltage range	DC 16 V–30 V
Input current range	DC 2.5 mA–5.5 mA
Current at nominal voltage	DC 4.2 mA
Output	DC 60 V
Output voltage range	DC 16 V–60 V
Max. continuous current (20 °C)	100 mA
(70 °C)	50 mA
Reverse voltage transistor	DC 100 V
Switch on / switch off time	20 µs / 120 µs
Max. frequency	1.5 kHz
Leakage current at nominal voltage	25 µA
Voltage drop at output	≤ 2 V
Test voltage input / output	2.5 kV_{eff}
Nominal operating mode	continuous duty
Ambient operating temperature	– 25 °C / + 40 °C
Max. operating temperature with reduced current	70 °C
Standards	IEC664 / IEC664A / DIN VDE 0110 pollution degree 2, overvoltage category III