

Z-PACK/C RAF 55P ✓ ACTIVE

Z-PACK | Z-PACK 2mm HM


TE Part # 5100161-1

TE Internal #: 5100161-1

[View on TE.com >](#)



Connectors > PCB Connectors > Backplane Connectors > Hard Metric Connectors



Data Rate: ≤ 1 Gb/s

Number of Columns: 11

Number of Rows: 5

Architecture: Mezzanine

Connector System: Board-to-Board

Features

Product Type Features

Make First / Break Last	No
Connector System	Board-to-Board
Shielded	No
Connector Type	Connector Assembly
Connector Style	Receptacle
Sealable	No
Connector & Contact Terminates To	Printed Circuit Board

Configuration Features

Rows Loaded	A, B, C, D, E
Number of Columns	11
Number of Rows	5
Architecture	Mezzanine
Number of Positions	55
PCB Mount Orientation	Right Angle

Signal Characteristics

Crosstalk Version	Standard
-------------------	----------

Data Rate	≤1 Gb/s
-----------	---------

Contact Features

Feedthrough Post Length	3.7 mm
-------------------------	--------

Grounding Contact	Without
-------------------	---------

Contact Configuration	ACTION PIN, Signal
-----------------------	--------------------

Contact Base Material	Phosphor Bronze
-----------------------	-----------------

CompactPCI Designation	None
------------------------	------

Contact Mating Area Plating Material	Performance Based
--------------------------------------	-------------------

Contact Mating Area Plating Material Thickness	.76 μm[30 μin]
--	----------------

Contact Current Rating (Max)	1.5 A
------------------------------	-------

Termination Features

Termination End Plating Material	Tin over Nickel
----------------------------------	-----------------

Interface Type	2mm HM
----------------	--------

Mechanical Attachment

Mating Alignment Type	Guide Lugs
-----------------------	------------

Connector Mounting Type	Board Mount
-------------------------	-------------

Housing Features

Housing Material	PBT GF
------------------	--------

Centerline (Pitch)	2 mm[.078 in]
--------------------	---------------

Housing Color	Gray
---------------	------

Dimensions

Module Length	25 mm
---------------	-------

Usage Conditions

Operating Temperature Range	-55 – 125 °C[-67 – 257 °F]
-----------------------------	----------------------------

Operation/Application

Circuit Application	Power & Signal
---------------------	----------------

Industry Standards

UL Flammability Rating	UL 94V-0
------------------------	----------

AdvancedTCA Specified Product	No
-------------------------------	----

Packaging Features

Packaging Quantity	22
Packaging Method	Tube

Product Compliance


[For compliance documentation, visit the product page on TE.com>](#)

EU RoHS Directive 2011/65/EU	Compliant
EU ELV Directive 2000/53/EC	Compliant
China RoHS 2 Directive MIIT Order No 32, 2016	No Restricted Materials Above Threshold
EU REACH Regulation (EC) No. 1907/2006	Current ECHA Candidate List: JAN 2019 (197) Candidate List Declared Against: JAN 2019 (197)
Halogen Content	Not Low Halogen - contains Br or Cl > 900 ppm.
Solder Process Capability	Not applicable for solder process capability

Product Compliance Disclaimer

This information is provided based on reasonable inquiry of our suppliers and represents our current actual knowledge based on the information they provided. This information is subject to change. The part numbers that TE has identified as EU RoHS compliant have a maximum concentration of 0.1% by weight in homogenous materials for lead, hexavalent chromium, mercury, PBB, PBDE, DBP, BBP, DEHP, DIBP, and 0.01% for cadmium, or qualify for an exemption to these limits as defined in the Annexes of Directive 2011/65/EU (RoHS2). Finished electrical and electronic equipment products will be CE marked as required by Directive 2011/65/EU. Components may not be CE marked. Additionally, the part numbers that TE has identified as EU ELV compliant have a maximum concentration of 0.1% by weight in homogenous materials for lead, hexavalent chromium, and mercury, and 0.01% for cadmium, or qualify for an exemption to these limits as defined in the Annexes of Directive 2000/53/EC (ELV). Regarding the REACH Regulations, TE's information on SVHC in articles for this part number is still based on the European Chemical Agency (ECHA) 'Guidance on requirements for substances in articles' (Version: 2, April 2011), applying the 0.1% weight on weight concentration threshold at the finished product level. TE is aware of the European Court of Justice ruling of September 10th, 2015 also known as O5A (Once An Article Always An Article) stating that, in case of 'complex object', the threshold for a SVHC must be applied to both the product as a whole and simultaneously to each of the articles forming part of its composition. TE has evaluated this ruling based on the new ECHA "Guidance on requirements for substances in articles" (June 2017, version 4.0) and will be updating its statements accordingly.

Compatible Parts



TE Part # 1857008-1
Z-PACK/C RAMH. 55P.



TE Part # 5106303-1
Z-PACK/C M-HDR 55P.



TE Part # 5188748-1
Z-PACK/C RAMH. 55P



TE Part # 6345052-1
Z-PACK/C RAMH. 55P



TE Part # 5106012-1
Z-PACK/C RAMH. 55P.




TE Part # 5100159-1
2MM HDR, 55 POS EXTN
MOD

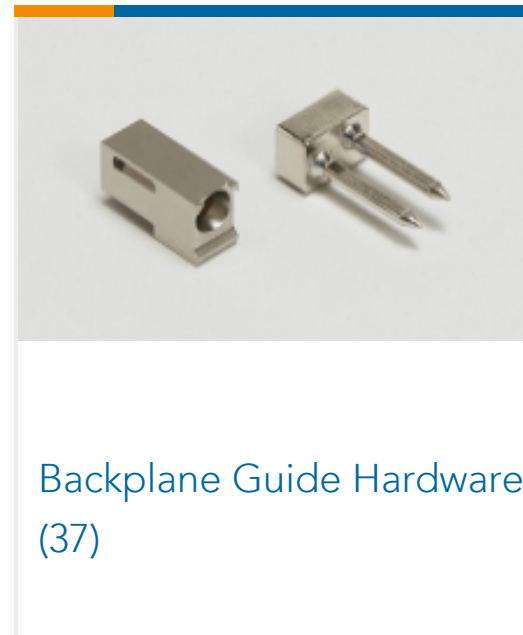


TE Part # 5188232-1
2MMHM PIN HDR MOD C
55 POS

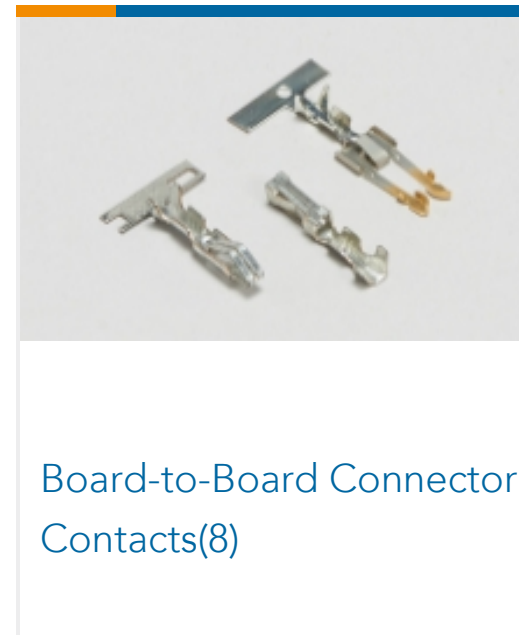
Also in the Series | Z-PACK 2mm HM



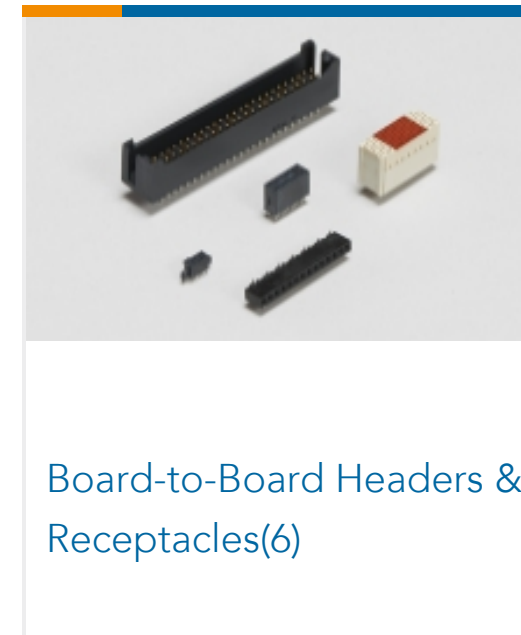
Backplane Coding Keys(60)



Backplane Guide Hardware
(37)



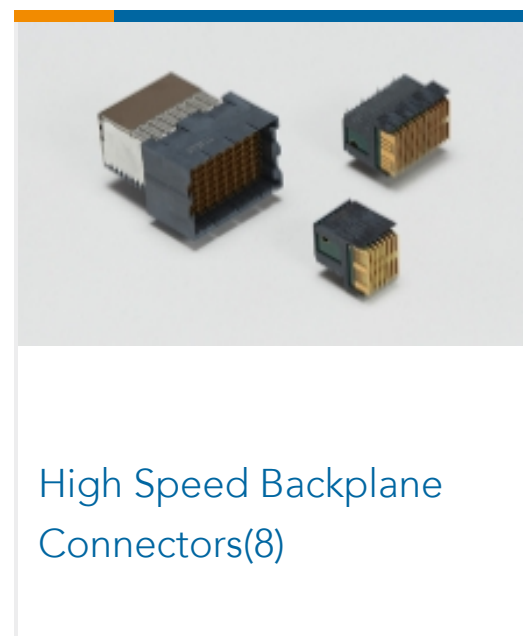
Board-to-Board Connector
Contacts(8)



Board-to-Board Headers &
Receptacles(6)



Hard Metric Backplane
Connectors(257)



High Speed Backplane
Connectors(8)



PCB Connector Covers(4)



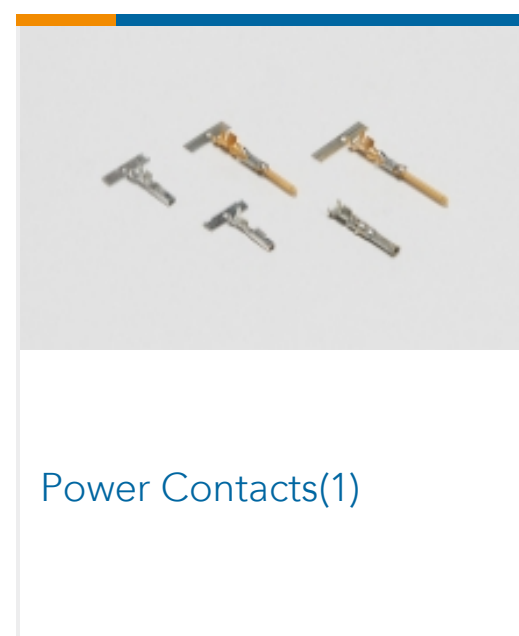
PCB Connector Shrouds
(48)



PCB Ferrules & Shields(19)



PCB Latches, Locks &
Retainers(1)



Power Contacts(1)



Rectangular Power
Connectors(111)

Customers Also Bought



TE Part #1-1469373-1
ATCA GUIDE MODULE
RA FEMALE



TE Part #5223957-1
UPM GUIDE MODULE



TE Part #5100145-1
Z-PACK/B25 RAF 125P



TE Part #1489951-1
XFP CAGE ASSEMBLY



Documents

Product Drawings

[Z-PACK/C RAF 55P](#)

English

CAD Files

Customer View Model

[ENG_CVM_5100161-1_B.2d_dxf.zip](#)

English

Customer View Model

[ENG_CVM_5100161-1_B.3d_igs.zip](#)

English

Customer View Model

[ENG_CVM_5100161-1_B.3d_stp.zip](#)

English

3D PDF

English

Product Specifications

[Application Specification](#)

English

Product Environmental Compliance

[MD_5100161-1_022720191212_dmtec](#)

English

[MD_5100161-1_022720191212_dmtec](#)

English