

# HM-ZD VERT RECPT ASSY 18MM ✓ ACTIVE

Z-PACK | Z-PACK HM-Zd

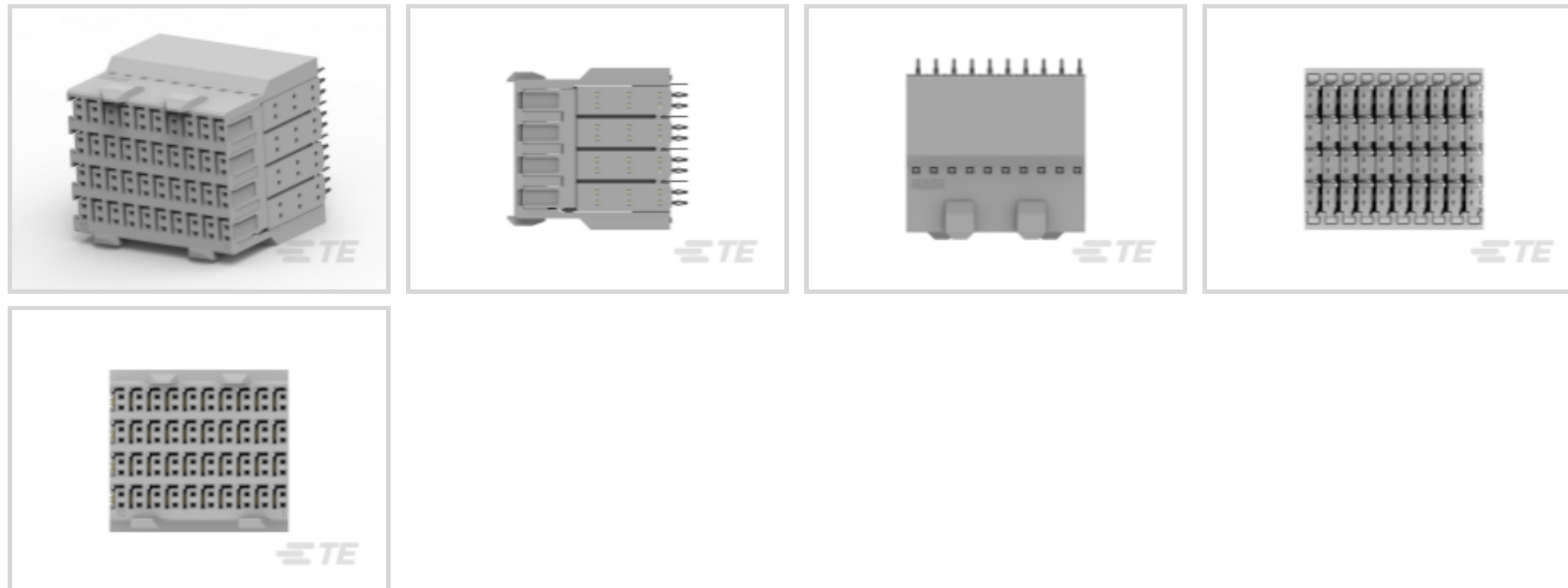
TE Part # 1469362-1

TE Internal #: 1469362-1

[View on TE.com >](#)



Connectors > PCB Connectors > Backplane Connectors > Hard Metric Connectors



Data Rate:  $\leq 12$  Gb/s

Number of Columns: 10

Number of Rows: 8

Number of Pairs: 40

Architecture: Mezzanine

## Features

### Product Type Features

Make First / Break Last	No
Connector System	Board-to-Board
Connector Type	Connector Assembly
Connector Style	Plug
Shielded	No
Sealable	No
Connector & Contact Terminates To	Printed Circuit Board

### Configuration Features

Pairs per Column	4
Card Slot Centerline	25.4 mm
Number of Columns	10
Number of Rows	8
Number of Pairs	40
Architecture	Mezzanine
Number of Positions	80

PCB Mount Orientation	Vertical
-----------------------	----------

### Signal Characteristics

Data Rate	≤12 Gb/s
-----------	----------

### Body Features

Shield Material	Phosphor Bronze
-----------------	-----------------

### Contact Features

Contact Mating Area Length	2.2 mm
----------------------------	--------

Contact Configuration	ACTION PIN
-----------------------	------------

Contact Base Material	Phosphor Bronze
-----------------------	-----------------

Contact Type	Socket
--------------	--------

CompactPCI Designation	None
------------------------	------

Contact Mating Area Plating Material	Gold
--------------------------------------	------

Contact Mating Area Plating Thickness	.76 μm
---------------------------------------	--------

Contact Current Rating (Max)	.7 A
------------------------------	------

### Termination Features

Termination End Plating Material	Tin-Lead over Nickel
----------------------------------	----------------------

Contact Termination Type	Through Hole
--------------------------	--------------

Interface Type	HM-Zd
----------------	-------

Termination Method	Press-Fit
--------------------	-----------

### Mechanical Attachment

Connector Mounting Type	Board Mount
-------------------------	-------------

### Housing Features

Centerline (Pitch)	2.5 mm[.098 in]
--------------------	-----------------

Housing Material	Polyester - GF
------------------	----------------

Housing Color	Gray
---------------	------

### Dimensions

Module Length	24.9 mm
---------------	---------

### Usage Conditions

Operating Temperature Range	-65 – 105 °C[-85 – 221 °F]
-----------------------------	----------------------------

### Operation/Application

Circuit Application	Signal
---------------------	--------



**Industry Standards**

UL Flammability Rating	UL 94V-0
AdvancedTCA Specified Product	No

**Packaging Features**

Packaging Quantity	20
Packaging Method	Tube

**Product Compliance**


[For compliance documentation, visit the product page on TE.com>](#)

EU RoHS Directive 2011/65/EU	Compliant
EU ELV Directive 2000/53/EC	Compliant
China RoHS 2 Directive MIIT Order No 32, 2016	No Restricted Materials Above Threshold
EU REACH Regulation (EC) No. 1907/2006	Current ECHA Candidate List: JAN 2019 (197) Candidate List Declared Against: JAN 2019 (197)
Halogen Content	Low Halogen - Br, Cl, F, I < 900 ppm per homogenous material. Also BFR/CFR/PVC Free
Solder Process Capability	Not applicable for solder process capability

Product Compliance Disclaimer

This information is provided based on reasonable inquiry of our suppliers and represents our current actual knowledge based on the information they provided. This information is subject to change. The part numbers that TE has identified as EU RoHS compliant have a maximum concentration of 0.1% by weight in homogenous materials for lead, hexavalent chromium, mercury, PBB, PBDE, DBP, BBP, DEHP, DIBP, and 0.01% for cadmium, or qualify for an exemption to these limits as defined in the Annexes of Directive 2011/65/EU (RoHS2). Finished electrical and electronic equipment products will be CE marked as required by Directive 2011/65/EU. Components may not be CE marked. Additionally, the part numbers that TE has identified as EU ELV compliant have a maximum concentration of 0.1% by weight in homogenous materials for lead, hexavalent chromium, and mercury, and 0.01% for cadmium, or qualify for an exemption to these limits as defined in the Annexes of Directive 2000/53/EC (ELV). Regarding the REACH Regulations, TE's information on SVHC in articles for this part number is still based on the European Chemical Agency (ECHA) 'Guidance on requirements for substances in articles' (Version: 2, April 2011), applying the 0.1% weight on weight concentration threshold at the finished product level. TE is aware of the European Court of Justice ruling of September 10th, 2015 also known as O5A (Once An Article Always An Article) stating that, in case of 'complex object', the threshold for a SVHC must be applied to both the product as a whole and simultaneously to each of the articles forming part of its composition. TE has evaluated this ruling based on the new ECHA "Guidance on requirements for substances in articles" (June 2017, version 4.0) and will be updating its statements accordingly.


**Compatible Parts**




TE Part # 1469074-1  
HM-ZD 4PR HDR ASSY 1.8 MM




TE Part # 6469048-1  
HMZD 4PR RA HDR 80P ASSY LF




TE Part # 6469074-1  
HM-ZD 4PR HDR ASSY 1.8 MM




TE Part # 1469002-1  
HM-ZD 4PR HDR 80P 5.2 MM




TE Part # 6469079-1  
HMZD HDR ASSY 4 PR SELECT LOAD




TE Part # 6469056-1  
HMZD 4PR. HDR ASSY., 25MM MODUL




TE Part # 6469002-2  
HM-ZD 4PR HDR 80P 3.7 MM




TE Part # 6469292-1  
HM ZD 4 PR HEADER, SEQUENCED



TE Part # 6469002-1  
HM-ZD 4PR HDR 80P 5.2 MM




TE Part # 2227519-1  
HMZD HRD ASSY, 4 PAIR




TE Part # 6469046-1  
HMZD HRD ASSY, 4 PAIR

Also in the Series | **Z-PACK HM-Zd**




Hard Metric Backplane Connectors(48)

Customers Also Bought



TE Part #2102061-2  
Mezalok, Socket, 114 p, 10 mm, 50 Au, LF




TE Part #2102060-2  
Mezalok, Pin, 114 p, 50 Au, LF



TE Part #1-1469492-3  
MULTIGIG RT 9MM GUIDE /ESD 90 DEG




TE Part #1410188-3  
MULTIGIG RT T2 7RW DC DF F-RGT



TE Part #1469002-1  
HM-ZD 4PR HDR 80P 5.2  
MM



TE Part #1-1469387-1  
ATCA GUIDE MODULE  
VERT SHORT



TE Part #6469002-1  
HM-ZD 4PR HDR 80P 5.2  
MM



TE Part #6469048-1  
HMZD 4PR RA HDR 80P  
ASSY LF



TE Part #2227595-1  
1X1 VERT ASSY, MINI SAS  
HD INTERNAL



TE Part #6450863-5  
MBXLE VERT RCPT 7ACP

## Documents

### Product Drawings

[HM-ZD VERT RECPT ASSY 18MM](#)

English

### CAD Files

[3D PDF](#)

3D

Customer View Model

[ENG\\_CVM\\_CVM\\_1469362-1\\_C\\_c-1469362-1-c.2d\\_dxf.zip](#)

English

Customer View Model

[ENG\\_CVM\\_CVM\\_1469362-1\\_C\\_c-1469362-1-c.3d\\_igs.zip](#)

English

Customer View Model

[ENG\\_CVM\\_CVM\\_1469362-1\\_C\\_c-1469362-1-c.3d\\_stp.zip](#)

English

### Datasheets & Catalog Pages

[High Speed Backplane Connectors catalog - Z-PACK HM-Zd Connector](#)

English

[2-1773454-6\\_Stacking\\_Connectors](#)

English

### Product Specifications

[Application Specification](#)

English

### Product Environmental Compliance



**TE Material Declaration**

English