

XMLB070D2S12

pressure switch XMLB 70 bar - adjustable
scale 2 thresholds - 1 C/O



Main

Range of product	OsiSense XM
Product or component type	Electromechanical pressure sensor
Pressure sensor type	Electromechanical pressure sensor
Device short name	XMLB
Pressure sensor size	1015.26 psi (70 bar)
Controlled fluid	Hydraulic oil (0...160 °C)
Fluid connection type	G 1/4 (female) conforming to ISO 228
Electrical connection	Screw-clamps terminals, 1 x 0.5...2 x 2.5 mm ² 1 connector ISO M20
AWG gauge	AWG 20...AWG 14
Cable entry	Cable gland 0.28...0.51 in (7...13 mm)
Contacts type and composition	1 C/O
Product specific application	-
Pressure switch type of operation	Regulation between 2 thresholds
Electrical circuit type	Control circuit
Scale type	Adjustable differential
Local display	With
Adjustable range of switching point on rising pressure	101.53...1015.26 psi (7...70 bar)
Adjustable range of switching point on falling pressure	33.36...887.63 psi (2.3...61.2 bar)
Possible differential maximum at high setting	725.19 psi (50 bar)
Maximum permissible accidental pressure	2320.60 psi (160 bar)
Destruction pressure	4641.21 psi (320 bar)
Pressure actuator	Piston
Materials in contact with fluid	PTFE Brass Steel FPM, FKM
Enclosure material	Zinc alloy
Line Rated Current	3 A, B300, AC-15 (Ue = 120 V) conforming to EN/IEC 60947-5-1 1.5 A, B300, AC-15 (Ue = 240 V) conforming to EN/IEC 60947-5-1 0.1 A, R300, DC-13 (Ue = 250 V) conforming to EN/IEC 60947-5-1

Complementary

Possible differential minimum at low setting	4.7 bar (- 0.4 bar, + 0.7 bar)
Possible differential minimum at high setting	8.8 bar (- 0.6 bar, + 0.8 bar)
Maximum permissible pressure - per cycle	1305.34 psi (90 bar)
Terminal block type	4 terminals
Maximum operating rate	60 cyc/mn
Repeat accuracy	2 %

[Ui] rated insulation voltage	300 V conforming to UL 508 500 V conforming to EN/IEC 60947-1 300 V conforming to CSA C22.2 No 14
[Uimp] rated impulse withstand voltage	6 kV EN/IEC 60947-1
Auxiliary contacts operation	Snap action
Contacts material	Silver contacts
Maximum resistance across terminals	25 MOhm conforming to IEC 255-7 category 3 25 mOhm conforming to NF C 93-050 method A
Short-circuit protection	10 A cartridge fuse, type gG (gl)
Mechanical durability	6000000 cycles
Setting	External
Height	4.45 in (113 mm)
Depth	2.95 in (75 mm)
Width	1.38 in (35 mm)
Net weight	1.58 lb(US) (0.715 kg)

Environment

Standards	EN/IEC 60947-5-1 CSA C22.2 No 14 CE UL 508
Product certifications	UL CCC LROS (Lloyds register of shipping) EAC CSA BV
Protective treatment	TC standard version
Ambient air temperature for operation	-13...158 °F (-25...70 °C)
Ambient air temperature for storage	-40...158 °F (-40...70 °C)
Operating position	Any position
Vibration resistance	4 gn conforming to IEC 60068-2-6 (f = 30...500 Hz)
Shock resistance	50 gn conforming to IEC 60068-2-27
Electrical shock protection class	Class I conforming to IEC 1140 Class I conforming to IEC 536 Class I conforming to NF C 20-030
IP degree of protection	IP66 EN/IEC 60529

Ordering and shipping details

Category	22661 - XMLA,B,C,D PRESSURE SWITCHES
Discount Schedule	DS2
GTIN	03389110756869
Nbr. of units in pkg.	1
Package weight(Lbs)	1.69 lb(US) (0.77 kg)
Returnability	No
Country of origin	CZ

Packing Units

Unit Type of Package 1	PCE
Package 1 Height	1.65 in (4.2 cm)
Package 1 width	4.92 in (12.5 cm)
Package 1 Length	3.15 in (8 cm)

Offer Sustainability

Sustainable offer status	Green Premium product
California proposition 65	WARNING: This product can expose you to chemicals including: Diisononyl phthalate (DINP), which is known to the State of California to cause cancer, and Di-isodecyl phthalate (DIDP), which is known to the State of California to cause birth defects or other reproductive harm. For more information go to www.P65Warnings.ca.gov
REACH Regulation	REACH Declaration
EU RoHS Directive	Pro-active compliance (Product out of EU RoHS legal scope) EU RoHS Declaration
Mercury free	Yes
RoHS exemption information	Yes
Environmental Disclosure	Product Environmental Profile

Contractual warranty

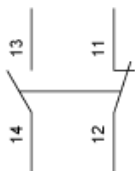
Warranty	18 months
----------	-----------

[illegible]

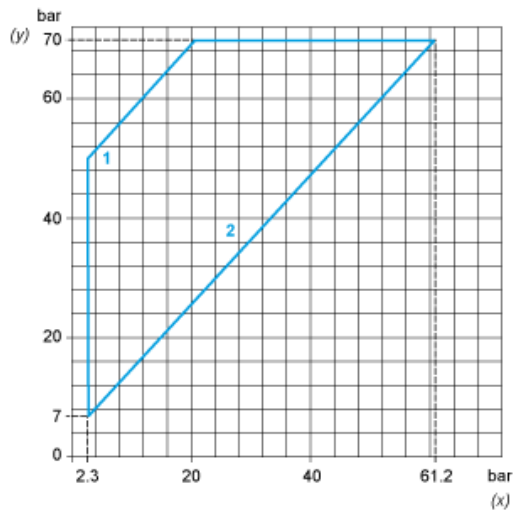
- Ø: 2 elongated holes Ø 5.2 x 6.7

Wiring Diagram

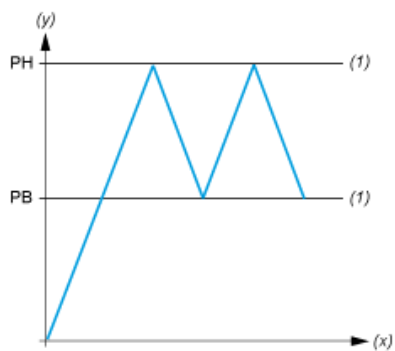
Terminal Model



Operating Curves



- (y) Rising pressure
(x) Falling pressure
1 : Maximum differential
2 : Minimum differential



- (y) Pressure
(x) Time
(1) Adjustable value
PH : High point
PB : Below point