

# RXM4GB2ND

Miniature Plug-in relay - Zelio RXM 4 C/O 60 V DC 3 A with LED



## Main

Range of product	Zelio Relay
Series name	Miniature
Product or component type	Plug-in relay
Device short name	RXM
Contacts type and composition	4 C/O
[Uc] control circuit voltage	60 V DC
[Ithe] conventional enclosed thermal current	3 A at -40...55 °C
Status LED	With
Control type	Lockable test button
Utilisation coefficient	20 %

## Complementary

Shape of pin	Flat
[Ui] rated insulation voltage	250 V conforming to IEC 300 V conforming to UL 300 V conforming to CSA
[Uimp] rated impulse withstand voltage	2.5 kV for 1.2/50 µs
Contacts material	Gold plated bifurcated silver
[Ie] rated operational current	2 A at 28 V DC (NO) conforming to IEC 2 A at 250 V AC (NO) conforming to IEC 1 A at 28 V DC (NC) conforming to IEC 1 A at 250 V AC (NC) conforming to IEC 3 A at 28 V DC conforming to UL 3 A at 277 V AC conforming to UL
Maximum switching voltage	250 V conforming to IEC
Load current	3 A at 250 V AC 3 A at 28 V DC
Maximum switching capacity	750 VA/84 W
Minimum switching capacity	15 mW at 3 mA, 5 V
Operating rate	<= 18000 cycles/hour no-load <= 1200 cycles/hour under load
Mechanical durability	10000000 cycles
Electrical durability	100000 cycles for resistive load depending on mounting position and working environment
Average coil consumption	0.9 W
Drop-out voltage threshold	>= 0.1 Uc
Operating time	20 ms
Reset time	20 ms
Average resistance	4000 Ohm at 20 °C +/- 10 %
Rated operational voltage limits	48...66 V DC
Protection category	RT I
Operating position	Any position
Product weight	0.037 kg
Device presentation	Complete product

## Environment

dielectric strength	1300 V AC between contacts with micro disconnection insulation
---------------------	--

2000 V AC between coil and contact with reinforced insulation  
2000 V AC between poles with basic insulation

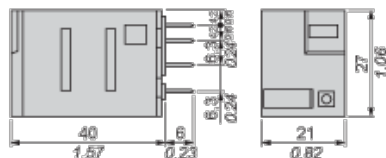
product certifications	CE CSA GOST RoHS UL REACH Lloyd's
standards	EN/IEC 61810-1 UL 508 CSA C22.2 No 14
ambient air temperature for storage	-40...85 °C
ambient air temperature for operation	-40...55 °C
vibration resistance	3 gn (f = 10...150 Hz), amplitude +/- 1 mm (on 5 cycles in operation) 5 gn (f = 10...150 Hz), amplitude +/- 1 mm (on 5 cycles not operating)
IP degree of protection	IP40 conforming to EN/IEC 60529
shock resistance	10 gn in operation 30 gn not operating
pollution degree	2

## Offer Sustainability

Sustainable offer status	Green Premium product
RoHS (date code: YYWW)	Compliant - since 0801 - Schneider Electric declaration of conformity
REACH	Reference not containing SVHC above the threshold
Product environmental profile	Available
Product end of life instructions	Need no specific recycling operations

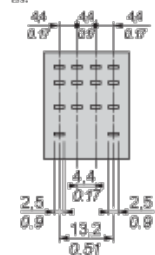
## Dimensions

mm  
in.

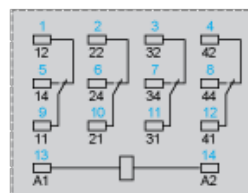



Pin Side View

mm  
in.



## Wiring Diagram

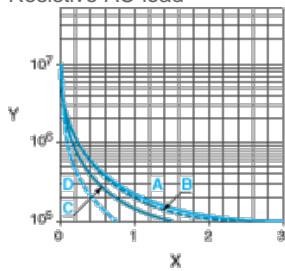


Symbols shown in blue correspond to Nema marking.

## Electrical Durability of Contacts

**Durability (inductive load) = durability (resistive load) x reduction coefficient.**

Resistive AC load



X Switching capacity (kVA)

Y Durability (Number of operating cycles)

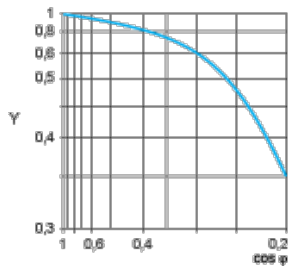
A RXM2AB...

B RXM3AB...

C RXM4AB...

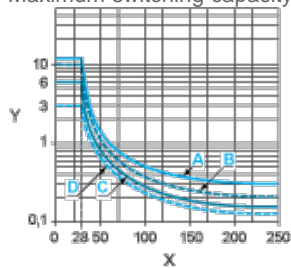
D RXM4GB...

Reduction coefficient for inductive AC load (depending on power factor  $\cos \phi$ )



Y Reduction coefficient (A)

Maximum switching capacity on resistive DC load



X Voltage DC

Y Current DC

A RXM2AB...

B RXM3AB...

C RXM4AB...

D RXM4GB...

**Note :** These are typical curves, actual durability depends on load, environment, duty cycle, etc.