

S1AFL - S1MFL

Surface General-Purpose Rectifier

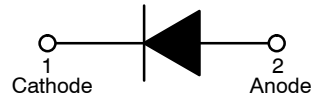
Features

- Ultra Thin Profile – Maximum Height of 1.08 mm
- UL Flammability 94V-0 Classification
- MSL 1
- Green Mold Compound
- These Devices are Pb-Free, Halogen Free Free and are RoHS Compliant



ON Semiconductor®

www.onsemi.com



General-Purpose Rectifier



SOD-123F
CASE 425AD

MARKING DIAGRAM



Band Indicates Cathode

- &Y = Binary Calendar Year Coding Scheme
- &Z = Assembly Plant Code
- * = Specific Device Code
1A, 1B, 1D, 1G, 1J, 1M
- &G = Single Digit Weekly Data Code

ORDERING INFORMATION

See detailed ordering and shipping information on page 2 of this data sheet.

S1AFL – S1MFL

ABSOLUTE MAXIMUM RATINGS (T_A = 25°C unless otherwise noted)

Symbol	Rating	Value						Unit
		S1AFL	S1BFL	S1DFL	S1GFL	S1JFL	S1MFL	
V _{RRM}	Recurrent Peak Reverse Voltage	50	100	200	400	600	1000	V
V _{RMS}	RMS Voltage	35	70	140	280	420	700	V
V _{DC}	DC Blocking Voltage	50	100	200	400	600	1000	V
I _{F(AV)}	Average Forward Current (Note 1)	1						A
I _{FSM}	Peak One Cycle Forward Current (Non–Repetitive) at 60Hz	30						A
T _J , T _{STG}	Operating and Storage Temperature Range	–55 to +150						°C

Stresses exceeding those listed in the Maximum Ratings table may damage the device. If any of these limits are exceeded, device functionality should not be assumed, damage may occur and reliability may be affected.

1. Pulse test: 300 μs pulse width, 1 % duty cycle.

THERMAL CHARACTERISTICS (T_A = 25°C unless otherwise noted) (Note 2)

Symbol	Characteristic	Value	Unit
Ψ _{JL}	Typical Thermal Characteristics, Junction–to–Lead (Note 3)	25	°C/W
R _{θJA}	Typical Thermal Resistance, Junction–to–Ambient	140	°C/W

2. Per JESD51–3 recommended thermal test board. Device mounted on FR–4 PCB, board size = 76.2 mm x 114.3 mm.
3. Thermocouple soldered at cathode lead.

ELECTRICAL CHARACTERISTICS (T_A = 25°C unless otherwise noted)

Symbol	Parameter	Conditions	Min	Typ	Max	Unit
V _F	Forward Voltage	I _F = 1 A	–	–	1.1	V
I _R	Reverse Current	V _R = V _{DC}				
		T _A = 25°C	–	–	1	μA
		T _A = 125°C	–	–	50	
T _{rr}	Reverse Recovery Time	I _F = 0.5 A, I _R = 1 A, I _{rr} = 0.25 A	–	1.304	2	μs
C _J	Junction Capacitance	V _R = 4 V, f = 1.0 MHz	–	4	–	pF

Product parametric performance is indicated in the Electrical Characteristics for the listed test conditions, unless otherwise noted. Product performance may not be indicated by the Electrical Characteristics if operated under different conditions.

ORDERING INFORMATION

Part Number	Top Mark	Package	Shipping†
S1AFL	1A	SOD–123F (Pb–Free/Halogen Free)	3000 / Tape & Reel
S1BFL	1B	SOD–123F (Pb–Free/Halogen Free)	3000 / Tape & Reel
S1DFL	1D	SOD–123F (Pb–Free/Halogen Free)	3000 / Tape & Reel
S1GFL	1G	SOD–123F (Pb–Free/Halogen Free)	3000 / Tape & Reel
S1JFL	1J	SOD–123F (Pb–Free/Halogen Free)	3000 / Tape & Reel
S1MFL	1M	SOD–123F (Pb–Free/Halogen Free)	3000 / Tape & Reel

†For information on tape and reel specifications, including part orientation and tape sizes, please refer to our Tape and Reel Packaging Specifications Brochure, BRD8011/D.

S1AFL – S1MFL

TYPICAL PERFORMANCE CHARACTERISTICS

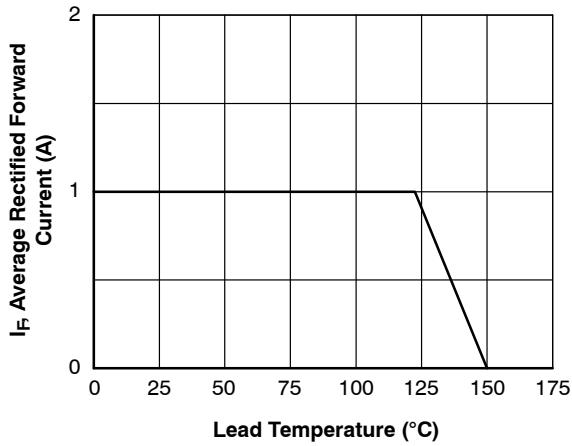


Figure 1. Forward Current Derating Curve

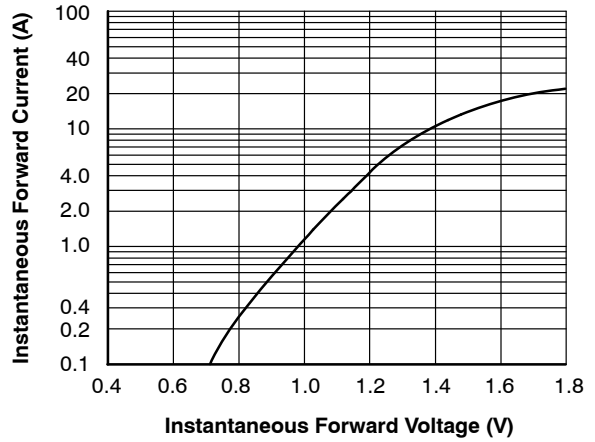


Figure 2. Typical Instantaneous Forward Characteristics

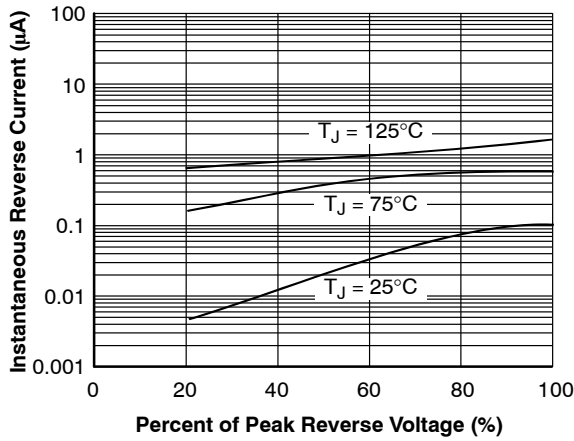


Figure 3. Typical Reverse Characteristics

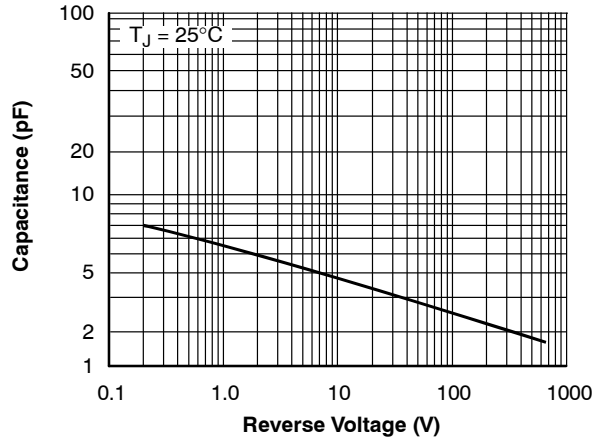


Figure 4. Typical Junction Capacitance

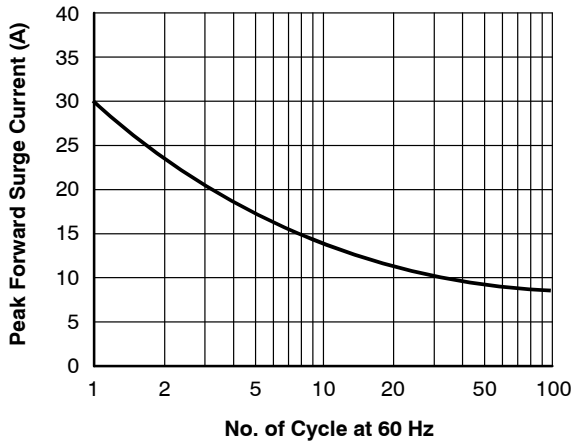


Figure 5. Maximum Non-Repetitive Surge Current

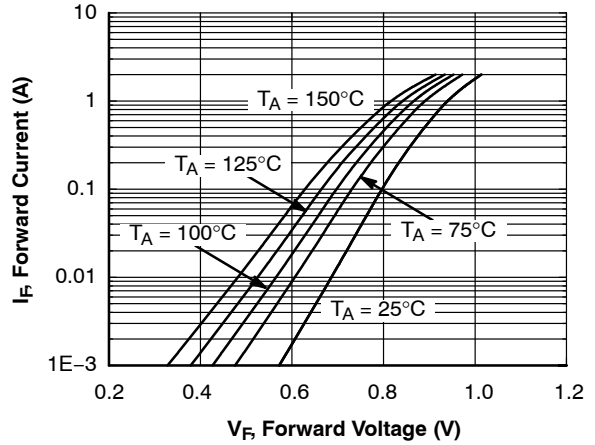
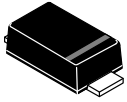


Figure 6. Typical Forward Characteristics

MECHANICAL CASE OUTLINE
PACKAGE DIMENSIONS

ON Semiconductor®



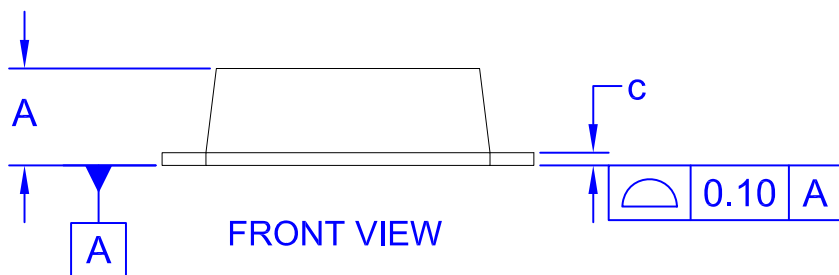
SCALE 4:1

SOD-123FL
CASE 425AD
ISSUE A

DATE 04 AUG 2017

NOTES:

- A. NO INDUSTRY STANDARD APPLIES TO THIS PACKAGE
- B. ALL DIMENSIONS ARE IN MILLIMETERS
- C. DIMENSIONS ARE EXCLUSIVE OF BURRS, MOLD FLASH AND TIE BAR PROTRUSIONS.



DIM	INCHES		MILLIMETERS	
	MIN	MAX	MIN	MAX
A	0.031	0.043	0.80	1.08
b	0.020	0.045	0.50	1.15
c	0.002	0.008	0.05	0.20
D	0.098	0.118	2.50	3.00
E	0.059	0.077	1.50	1.95
H	0.130	0.154	3.30	3.90
L	0.018	0.035	0.45	0.90

DOCUMENT NUMBER:	98AON13725G	Electronic versions are uncontrolled except when accessed directly from the Document Repository. Printed versions are uncontrolled except when stamped "CONTROLLED COPY" in red.
STATUS:	ON SEMICONDUCTOR STANDARD	
NEW STANDARD:		
DESCRIPTION:	SOD-123FL	PAGE 1 OF 2



ISSUE	REVISION	DATE
O	RELEASED FOR PRODUCTION FROM FAIRCHILD MA02B TO ON SEMICONDUCTOR. REQ. BY B. NG.	31 AUG 2016
A	CONVERTED TO ONSEMI FORMAT AND ADDED BACKSIDE FOOT LENGTH. REQ. BY H. ALLEN.	04 AUG 2017

ON Semiconductor and ON are registered trademarks of Semiconductor Components Industries, LLC (SCILLC). SCILLC reserves the right to make changes without further notice to any products herein. SCILLC makes no warranty, representation or guarantee regarding the suitability of its products for any particular purpose, nor does SCILLC assume any liability arising out of the application or use of any product or circuit, and specifically disclaims any and all liability, including without limitation special, consequential or incidental damages. "Typical" parameters which may be provided in SCILLC data sheets and/or specifications can and do vary in different applications and actual performance may vary over time. All operating parameters, including "Typicals" must be validated for each customer application by customer's technical experts. SCILLC does not convey any license under its patent rights nor the rights of others. SCILLC products are not designed, intended, or authorized for use as components in systems intended for surgical implant into the body, or other applications intended to support or sustain life, or for any other application in which the failure of the SCILLC product could create a situation where personal injury or death may occur. Should Buyer purchase or use SCILLC products for any such unintended or unauthorized application, Buyer shall indemnify and hold SCILLC and its officers, employees, subsidiaries, affiliates, and distributors harmless against all claims, costs, damages, and expenses, and reasonable attorney fees arising out of, directly or indirectly, any claim of personal injury or death associated with such unintended or unauthorized use, even if such claim alleges that SCILLC was negligent regarding the design or manufacture of the part. SCILLC is an Equal Opportunity/Affirmative Action Employer. This literature is subject to all applicable copyright laws and is not for resale in any manner.

ON Semiconductor and  are trademarks of Semiconductor Components Industries, LLC dba ON Semiconductor or its subsidiaries in the United States and/or other countries. ON Semiconductor owns the rights to a number of patents, trademarks, copyrights, trade secrets, and other intellectual property. A listing of ON Semiconductor's product/patent coverage may be accessed at www.onsemi.com/site/pdf/Patent-Marking.pdf. ON Semiconductor reserves the right to make changes without further notice to any products herein. ON Semiconductor makes no warranty, representation or guarantee regarding the suitability of its products for any particular purpose, nor does ON Semiconductor assume any liability arising out of the application or use of any product or circuit, and specifically disclaims any and all liability, including without limitation special, consequential or incidental damages. Buyer is responsible for its products and applications using ON Semiconductor products, including compliance with all laws, regulations and safety requirements or standards, regardless of any support or applications information provided by ON Semiconductor. "Typical" parameters which may be provided in ON Semiconductor data sheets and/or specifications can and do vary in different applications and actual performance may vary over time. All operating parameters, including "Typicals" must be validated for each customer application by customer's technical experts. ON Semiconductor does not convey any license under its patent rights nor the rights of others. ON Semiconductor products are not designed, intended, or authorized for use as a critical component in life support systems or any FDA Class 3 medical devices or medical devices with a same or similar classification in a foreign jurisdiction or any devices intended for implantation in the human body. Should Buyer purchase or use ON Semiconductor products for any such unintended or unauthorized application, Buyer shall indemnify and hold ON Semiconductor and its officers, employees, subsidiaries, affiliates, and distributors harmless against all claims, costs, damages, and expenses, and reasonable attorney fees arising out of, directly or indirectly, any claim of personal injury or death associated with such unintended or unauthorized use, even if such claim alleges that ON Semiconductor was negligent regarding the design or manufacture of the part. ON Semiconductor is an Equal Opportunity/Affirmative Action Employer. This literature is subject to all applicable copyright laws and is not for resale in any manner.

PUBLICATION ORDERING INFORMATION

LITERATURE FULFILLMENT:

Literature Distribution Center for ON Semiconductor
19521 E. 32nd Pkwy, Aurora, Colorado 80011 USA
Phone: 303-675-2175 or 800-344-3860 Toll Free USA/Canada
Fax: 303-675-2176 or 800-344-3867 Toll Free USA/Canada
Email: orderlit@onsemi.com

N. American Technical Support: 800-282-9855 Toll Free
USA/Canada
Europe, Middle East and Africa Technical Support:
Phone: 421 33 790 2910

ON Semiconductor Website: www.onsemi.com

Order Literature: <http://www.onsemi.com/orderlit>

For additional information, please contact your local
Sales Representative