

HDI PIN ASSY 4 ROW 200 POS ✓ ACTIVE

AMP-HDI


TE Part # 532448-7

TE Internal #: 532448-7

[View on TE.com >](#)



Connectors > PCB Connectors > Board-to-Board Connectors > Board-to-Board Headers & Receptacles



PCB Connector Assembly Type: **PCB Mount Header**

PCB Mount Orientation: **Vertical**

Connector System: **Board-to-Board**

Number of Positions: **200**

Centerline (Pitch): **2.54 mm [.1 in]**

Features

Product Type Features

Make First / Break Last	No
PCB Connector Assembly Type	PCB Mount Header
Connector System	Board-to-Board
Header Type	Shrouded
Sealable	No
Connector & Contact Terminates To	Printed Circuit Board

Configuration Features

Number of Rows	4
Stackable	No
PCB Mount Orientation	Vertical
Number of Positions	200
Board-to-Board Configuration	Vertical

Electrical Characteristics

Insulation Resistance	4 MΩ
-----------------------	------

Contact Features

Contact Layout	Matrix
	30 µin
Contact Configuration	Four-Beam
PCB Contact Termination Area Plating Material	Tin
Contact Base Material	Phosphor Bronze
Contact Mating Area Plating Material	Gold
Contact Type	Pin
Contact Current Rating (Max)	3 A

Termination Features

Termination Post & Tail Length	6.35 mm[.25 in]
Termination Method to Printed Circuit Board	Through Hole
Termination Post Length	6.35 mm[.25 in]

Mechanical Attachment

PCB Mount Retention Type	Action/Compliant Tail
Mating Alignment	Without
Mating Alignment Type	Keyed
PCB Mount Retention	With
PCB Mount Alignment	Without
Connector Mounting Type	Board Mount

Housing Features

Centerline (Pitch)	2.54 mm[.1 in]
Housing Color	Black
Housing Material	Thermoplastic

Dimensions

Connector Height	11.73 mm[.462 in]
	.25 in

Usage Conditions

High Temperature Compatible	Yes
Operating Temperature Range	-65 – 125 °C[-85 – 257 °F]

Operation/Application

Solder Process Feature	Board Standoff
Circuit Application	Signal



Industry Standards

UL Flammability Rating	UL 94V-0
------------------------	----------

Packaging Features

Packaging Quantity	4
Packaging Method	Tube

Product Compliance

[For compliance documentation, visit the product page on TE.com>](#)

EU RoHS Directive 2011/65/EU	Not Compliant
EU ELV Directive 2000/53/EC	Not Compliant
China RoHS 2 Directive MIIT Order No 32, 2016	Restricted Materials Above Threshold
EU REACH Regulation (EC) No. 1907/2006	Current ECHA Candidate List: JAN 2019 (197) Candidate List Declared Against: JAN 2019 (197)
Halogen Content	Low Halogen - Br, Cl, F, I < 900 ppm per homogenous material. Also BFR/CFR/PVC Free
Solder Process Capability	Not applicable for solder process capability

Product Compliance Disclaimer

This information is provided based on reasonable inquiry of our suppliers and represents our current actual knowledge based on the information they provided. This information is subject to change. The part numbers that TE has identified as EU RoHS compliant have a maximum concentration of 0.1% by weight in homogenous materials for lead, hexavalent chromium, mercury, PBB, PBDE, DBP, BBP, DEHP, DIBP, and 0.01% for cadmium, or qualify for an exemption to these limits as defined in the Annexes of Directive 2011/65/EU (RoHS2). Finished electrical and electronic equipment products will be CE marked as required by Directive 2011/65/EU. Components may not be CE marked. Additionally, the part numbers that TE has identified as EU ELV compliant have a maximum concentration of 0.1% by weight in homogenous materials for lead, hexavalent chromium, and mercury, and 0.01% for cadmium, or qualify for an exemption to these limits as defined in the Annexes of Directive 2000/53/EC (ELV). Regarding the REACH Regulations, TE's information on SVHC in articles for this part number is still based on the European Chemical Agency (ECHA) 'Guidance on requirements for substances in articles' (Version: 2, April 2011), applying the 0.1% weight on weight concentration threshold at the finished product level. TE is aware of the European Court of Justice ruling of September 10th, 2015 also known as O5A (Once An Article Always An Article) stating that, in case of 'complex object', the threshold for a SVHC must be applied to both the product as a whole and simultaneously to each of the articles forming part of its composition. TE has evaluated this ruling based on the new ECHA "Guidance on requirements for substances in articles" (June 2017, version 4.0) and will be updating its statements accordingly.

Compatible Parts

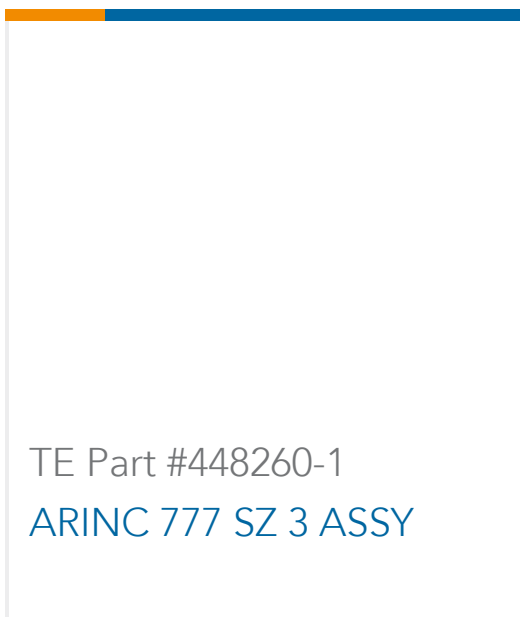


TE Part # 5532903-7
ASSY,RECPT,R.ANGLE,
HDI,LEAD-FR



TE Part # 532434-7
HDI RECP ASSY 4 ROW
200 POS

Customers Also Bought



TE Part #448260-1
ARINC 777 SZ 3 ASSY



TE Part #448541-1
PIN,PCB,SZ 8,ARINC-
TRIAx



TE Part #532448-8
HDI PIN ASSY 4 ROW 220
POS



TE Part #1-1617146-4
JMGACD-26P = M39016
/18-036P



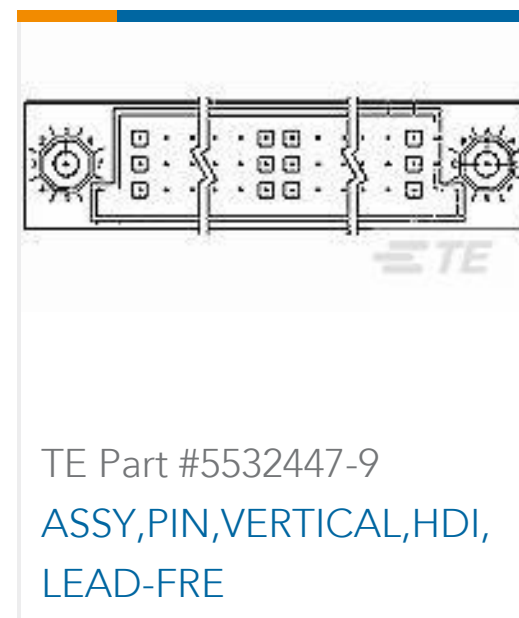
TE Part #2-1617076-2
3SBH1215A2 = M39016/14-
015M



TE Part #448540-2
PIN PCB,SZ 8,COAX
(ARINC-TRIAx)



TE Part #533935-7
HDI PIN ASSY 4 ROW 260
POS



TE Part #5532447-9
ASSY,PIN,VERTICAL,HDI,
LEAD-FRE



TE Part #1617146-1
JMGACD-12L = M39016
/18-034L



TE Part #7-1617805-4
PRMGSTE-5YW=PR COTS
MOSFET GRID RELAY

Documents

Product Drawings

HDI PIN ASSY 4 ROW 200 POS

English

CAD Files

3D PDF

3D

Customer View Model

ENG_CVM_CVM_532448-7_P.2d_dxf.zip



English

Customer View Model

[ENG_CVM_CVM_532448-7_P.3d_igs.zip](#)

English

Customer View Model

[ENG_CVM_CVM_532448-7_P.3d_stp.zip](#)

English

Datasheets & Catalog Pages

[1-1773957-5_AMP_HDI_BTBT_CONNECTORS_EN](#)

English

Product Specifications

[Application Specification](#)

English

Product Environmental Compliance

[REACH Substance Communication Document](#)

English

Instruction Sheets

[Instruction Sheet \(U.S.\)](#)

English

Agency Approvals

[Agency Approval Document](#)

English