

# Z-PACK/A F-HDR 110P

✓ ACTIVE

Z-PACK | Z-PACK 2mm HM

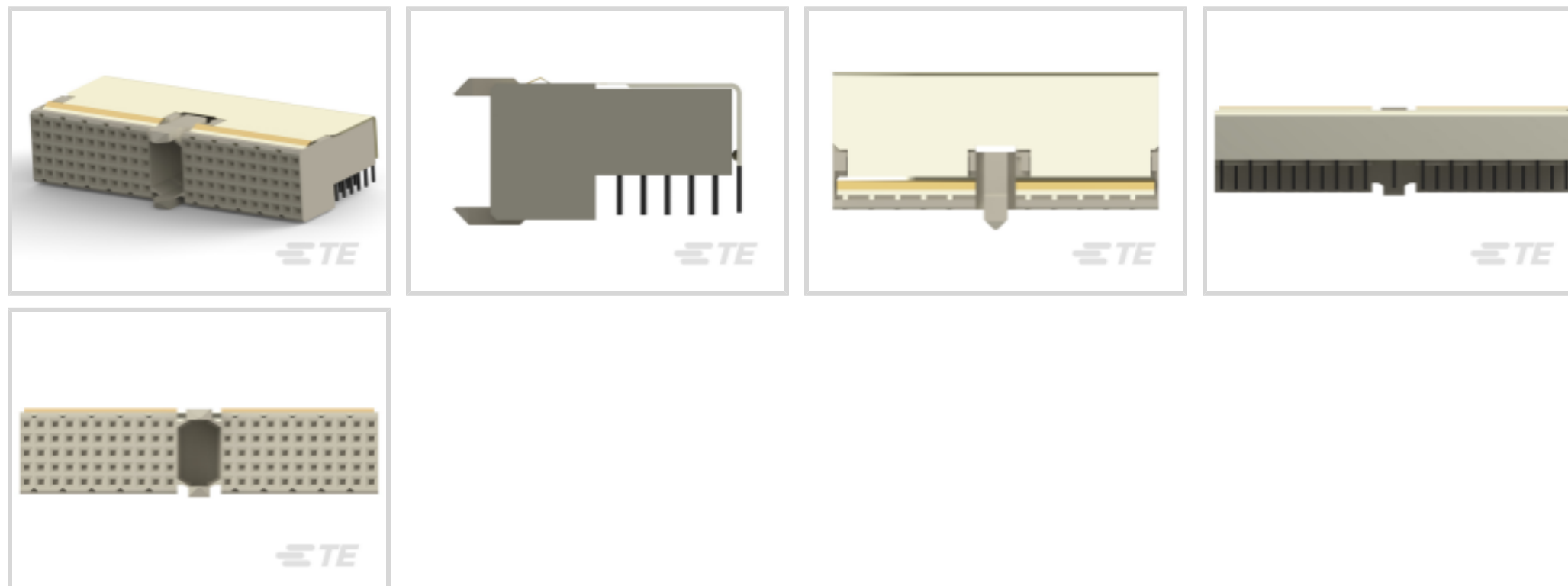
TE Part # 352068-1

TE Internal #: 352068-1

[View on TE.com >](#)



Connectors > PCB Connectors > Backplane Connectors > Hard Metric Connectors



Data Rate:  $\leq 1$  Gb/s

Number of Columns: 22

Number of Rows: 5

Architecture: Mezzanine

Connector System: Board-to-Board

## Features

### Product Type Features

Make First / Break Last	No
Connector System	Board-to-Board
Connector Type	Connector Assembly
Connector Style	Receptacle
Shielded	Yes
Sealable	No
Connector & Contact Terminates To	Printed Circuit Board

### Configuration Features

Rows Loaded	A, B, C, D, E
Number of Signal Positions	110
Number of Columns	22
Number of Rows	5
Architecture	Mezzanine
Number of Positions	110
PCB Mount Orientation	Right Angle

### Signal Characteristics

Crosstalk Version	Standard
Data Rate	≤1 Gb/s

### Body Features

Shield Type	Ground Return Shielding
Shield Style	Upper

### Contact Features

Contact Mating Area Length	3.3 mm
Feedthrough Post Length	3.7 mm
Grounding Contact	Without
Contact Configuration	ACTION PIN, Signal
Contact Base Material	Phosphor Bronze
Contact Type	Socket
CompactPCI Designation	J1/J4
Contact Mating Area Plating Material	Gold
Contact Mating Area Plating Material Thickness	.76 μm[30 μin]
Contact Current Rating (Max)	1.5 A

### Termination Features

Termination End Plating Material	Tin-Lead over Nickel
Interface Type	2mm HM

### Mechanical Attachment

Mating Alignment Type	Multi-Purpose Center
Connector Mounting Type	Board Mount

### Housing Features

Housing Material	Polyester - GF
Centerline (Pitch)	2 mm[.078 in]
Housing Color	Gray

### Dimensions

Module Length	50 mm
---------------	-------

### Usage Conditions

Operating Temperature Range	-55 – 125 °C[-67 – 257 °F]
-----------------------------	----------------------------

### Operation/Application

Circuit Application	Power & Signal
---------------------	----------------

### Industry Standards

UL Flammability Rating	UL 94V-0
AdvancedTCA Specified Product	No

### Packaging Features

Packaging Quantity	11
Packaging Method	Tube

### Other

Comment	Female connector with pre-installed shield.
---------	---

## Product Compliance

[For compliance documentation, visit the product page on TE.com>](#)

EU RoHS Directive 2011/65/EU	Compliant
EU ELV Directive 2000/53/EC	Compliant
China RoHS 2 Directive MIIT Order No 32, 2016	Restricted Materials Above Threshold
EU REACH Regulation (EC) No. 1907/2006	ECHAによる現在の候補リスト: 2019年1月(197) 候補リストの表記: 2019年1月(197)
Halogen Content	Not Low Halogen - contains Br or Cl > 900 ppm.
Solder Process Capability	Not applicable for solder process capability

#### Product Compliance Disclaimer

This information is provided based on reasonable inquiry of our suppliers and represents our current actual knowledge based on the information they provided. This information is subject to change. The part numbers that TE has identified as EU RoHS compliant have a maximum concentration of 0.1% by weight in homogenous materials for lead, hexavalent chromium, mercury, PBB, PBDE, DBP, BBP, DEHP, DIBP, and 0.01% for cadmium, or qualify for an exemption to these limits as defined in the Annexes of Directive 2011/65/EU (RoHS2). Finished electrical and electronic equipment products will be CE marked as required by Directive 2011/65/EU. Components may not be CE marked. Additionally, the part numbers that TE has identified as EU ELV compliant have a maximum concentration of 0.1% by weight in homogenous materials for lead, hexavalent chromium, and mercury, and 0.01% for cadmium, or qualify for an exemption to these limits as defined in the Annexes of Directive 2000/53/EC (ELV). Regarding the REACH Regulations, TE's information on SVHC in articles for this part number is still based on the European Chemical Agency (ECHA) 'Guidance on requirements for substances in articles' (Version: 2, April 2011), applying the 0.1% weight on weight concentration threshold at the finished product level. TE is aware of the European Court of Justice ruling of September 10th, 2015 also known as O5A (Once An Article Always An Article) stating that, in case of 'complex object', the threshold for a SVHC must be applied to both the product as a whole and simultaneously to each of the articles forming part of its composition. TE has evaluated this ruling based on the new ECHA "Guidance on requirements for substances in articles" (June 2017, version 4.0) and will be updating its statements accordingly.

## Compatible Parts

# Z-PACK/A F-HDR 110P

TE Part # 352068-1  
TE Internal #: 352068-1



TE Part # 352332-1  
2MM HM TYPE A MALE  
HDR 154 POS



TE Part # 100668-1  
Z-PACK M.ASSY.154P.




TE Part # 188834-1  
Z-PACK/A M-HDR 154P.


## Also in the Series | Z-PACK 2mm HM




Backplane Coding Keys(60)



Backplane Guide Hardware  
(37)




Board-to-Board Connector  
Contacts(8)



Board-to-Board Headers &  
Receptacles(6)



Hard Metric Backplane  
Connectors(257)



High Speed Backplane  
Connectors(8)



PCB Connector Covers(4)




PCB Connector Shrouds  
(48)



PCB Ferrules & Shields(19)



PCB Latches, Locks &  
Retainers(1)



Power Contacts(1)



Rectangular Power  
Connectors(111)

## Customers Also Bought



TE Part #352171-1  
Z-PACK/B F-HDR. 95P



TE Part #2-767004-2  
MICT,RECPT,038,ASSY.,  
025,REC



TE Part #1-1469492-9  
MULTIGIG RT 9MM GUIDE  
/ESD UNKE



TE Part #1410142-1  
MULTIGIG RT T2 .8" BP  
FULL RGH




TE Part #3-1827233-6  
.5FHP05H,440,B,GIG,08/Sn,  
HT,NS



TE Part #352152-1  
Z-PACK/B F-HDR 110P



TE Part #1410187-3  
MULTIGIG RT T2 7RW DC  
DF CT



TE Part #5120521-1  
1FHR,64,30A/S,S,N,S08,  
09,10



TE Part #5223957-1  
UPM GUIDE MODULE



TE Part #5352068-1  
Z-PACK/A RAF 110P

## Documents

### Product Drawings

#### Z-PACK/A F-HDR 110P

English

### CAD Files

#### Customer View Model

[ENG\\_CVM\\_CVM\\_352068-1\\_F.2d\\_dxf.zip](#)

English

#### 3D PDF

3D

#### Customer View Model

[ENG\\_CVM\\_CVM\\_352068-1\\_F.3d\\_igs.zip](#)

English

#### Customer View Model

[ENG\\_CVM\\_CVM\\_352068-1\\_F.3d\\_stp.zip](#)

English

### Product Specifications

#### Application Specification

English

### Product Environmental Compliance

[MD\\_352068-1\\_1214201762\\_dmtec](#)

English

[MD\\_352068-1\\_1214201762\\_dmtec](#)

English

### Instruction Sheets



**INSERTION TOOL FOR Z-PACK 2mm HM CONN.**

Japanese

**Instruction Sheet (non U.S.)**

Japanese

**INSERTION TOOL FOR Z-PACK 2mm HM CONN.**

Japanese

**Instruction Sheet (non U.S.)**

Japanese