

Z-PACK/B F-HDR.125P

✓ ACTIVE

Z-PACK | Z-PACK 2mm HM

TE Part # 100145-1

TE Internal #: 100145-1

[View on TE.com >](#)



Connectors > PCB Connectors > Backplane Connectors > Hard Metric Connectors



Data Rate: ≤ 1 Gb/s

Number of Columns: 25

Number of Rows: 5

Architecture: Mezzanine

Connector System: Board-to-Board

Features

Product Type Features

Make First / Break Last	No
Connector System	Board-to-Board
Connector Type	Connector Assembly
Connector Style	Receptacle
Shielded	No
Sealable	No
Connector & Contact Terminates To	Printed Circuit Board

Configuration Features

Rows Loaded	A, B, C, D, E
Number of Columns	25
Number of Rows	5
Architecture	Mezzanine
Number of Positions	125
PCB Mount Orientation	Right Angle

Signal Characteristics



Crosstalk Version	Standard
-------------------	----------

Data Rate	≤1 Gb/s
-----------	---------

Contact Features

Contact Mating Area Length	3.7 mm
----------------------------	--------

Feedthrough Post Length	3.7 mm
-------------------------	--------

Grounding Contact	Without
-------------------	---------

Contact Configuration	ACTION PIN, Signal
-----------------------	--------------------

Contact Base Material	Phosphor Bronze
-----------------------	-----------------

Contact Type	Socket
--------------	--------

CompactPCI Designation	None
------------------------	------

Contact Mating Area Plating Material	Gold
--------------------------------------	------

Contact Mating Area Plating Thickness	.76 μm
---------------------------------------	--------

Contact Current Rating (Max)	1.5 A
------------------------------	-------

Termination Features

Termination End Plating Material	Tin-Lead over Nickel
----------------------------------	----------------------

Interface Type	2mm HM
----------------	--------

Mechanical Attachment

Connector Mounting Type	Board Mount
-------------------------	-------------

Housing Features

Centerline (Pitch)	2 mm [.078 in]
--------------------	----------------

Housing Material	PBT GF
------------------	--------

Housing Color	Gray
---------------	------

Dimensions

Module Length	50 mm
---------------	-------

Usage Conditions

Operating Temperature Range	-55 – 125 °C [-67 – 257 °F]
-----------------------------	-----------------------------

Operation/Application

Circuit Application	Power & Signal
---------------------	----------------

Industry Standards

UL Flammability Rating	UL 94V-0
------------------------	----------

AdvancedTCA Specified Product	No
-------------------------------	----

Packaging Features

Packaging Quantity	11
Packaging Method	Tube

Product Compliance

[For compliance documentation, visit the product page on TE.com>](#)

EU RoHS Directive 2011/65/EU	Not Compliant
EU ELV Directive 2000/53/EC	Not Compliant
China RoHS 2 Directive MIIT Order No 32, 2016	Restricted Materials Above Threshold
EU REACH Regulation (EC) No. 1907/2006	Current ECHA Candidate List: JAN 2019 (197) Candidate List Declared Against: JAN 2019 (197)
Halogen Content	Not Low Halogen - contains Br or Cl > 900 ppm.
Solder Process Capability	Not applicable for solder process capability

Product Compliance Disclaimer

This information is provided based on reasonable inquiry of our suppliers and represents our current actual knowledge based on the information they provided. This information is subject to change. The part numbers that TE has identified as EU RoHS compliant have a maximum concentration of 0.1% by weight in homogenous materials for lead, hexavalent chromium, mercury, PBB, PBDE, DBP, BBP, DEHP, DIBP, and 0.01% for cadmium, or qualify for an exemption to these limits as defined in the Annexes of Directive 2011/65/EU (RoHS2). Finished electrical and electronic equipment products will be CE marked as required by Directive 2011/65/EU. Components may not be CE marked. Additionally, the part numbers that TE has identified as EU ELV compliant have a maximum concentration of 0.1% by weight in homogenous materials for lead, hexavalent chromium, and mercury, and 0.01% for cadmium, or qualify for an exemption to these limits as defined in the Annexes of Directive 2000/53/EC (ELV). Regarding the REACH Regulations, TE's information on SVHC in articles for this part number is still based on the European Chemical Agency (ECHA) 'Guidance on requirements for substances in articles' (Version: 2, April 2011), applying the 0.1% weight on weight concentration threshold at the finished product level. TE is aware of the European Court of Justice ruling of September 10th, 2015 also known as O5A (Once An Article Always An Article) stating that, in case of 'complex object', the threshold for a SVHC must be applied to both the product as a whole and simultaneously to each of the articles forming part of its composition. TE has evaluated this ruling based on the new ECHA "Guidance on requirements for substances in articles" (June 2017, version 4.0) and will be updating its statements accordingly.

Compatible Parts



TE Part # 352601-2
ZP,HSN..50MM LIF SH



TE Part # 1-352272-1
Z-PACK/B RAMH.125P



TE Part # 100141-1
Z-PACK/B MALE HDR
125P, 2MM HM



TE Part # 646479-6
2MM H.M. "B" SHROUD,
4.7MM




TE Part # 106014-1
Z-PACK/B RAMH.125P.



TE Part # 646479-2
2MM H.M. "B" SHROUD,
3.9MM



TE Part # 646479-4
2MM H.M. "B" SHROUD,
4.3MM



TE Part # 352272-1
Z-PACK/B RAMH.125P.



TE Part # 646479-5
2MM H.M. "B" SHROUD,
4.5MM




TE Part # 646479-1
2MM H.M. "B" SHROUD,
3MM


Also in the Series | Z-PACK 2mm HM




Backplane Coding Keys(60)



Backplane Guide Hardware
(37)




Board-to-Board Connector
Contacts(8)



Board-to-Board Headers &
Receptacles(6)



Hard Metric Backplane
Connectors(257)



High Speed Backplane
Connectors(8)



PCB Connector Covers(4)




PCB Connector Shrouds
(48)




PCB Ferrules & Shields(19)



PCB Latches, Locks &
Retainers(1)



Power Contacts(1)



Rectangular Power
Connectors(111)

Customers Also Bought



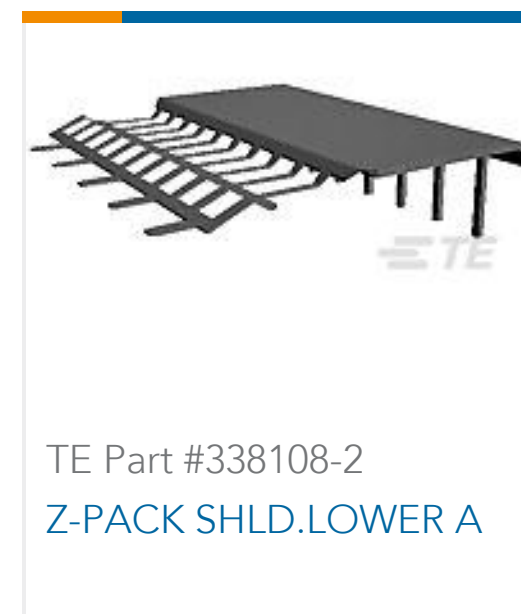
TE Part #646529-1
Z-PACK 2MM HM TYPE A
/B 169P



TE Part #100143-1
PACK/A MALE HDR 110P,
2MM HM



TE Part #100147-1
Z-PACK/A F-HDR.110P



TE Part #338108-2
Z-PACK SHLD.LOWER A



TE Part #1658694-4
AMP-LATCH UNV HDR,50
POSN,VERT



TE Part #100141-1
Z-PACK/B MALE HDR
125P, 2MM HM



TE Part #440260-1
Std USB Type A, Flag, T/H



TE Part #104809-1
02 MTE HDR SRST LATCH
W/HLDWN



TE Part #104809-9
10 MTE HDR SRST LATCH
W/HLDWN



TE Part #1367610-1
RAIL ASSY, GUIDE X2,
BEZEL MT

Documents

Product Drawings

Z-PACK/B F-HDR.125P

English

CAD Files

Customer View Model

[ENG_CVM_100145-1_M.2d_dxf.zip](#)

English

Customer View Model

[ENG_CVM_100145-1_M.3d_igs.zip](#)

English

Customer View Model

[ENG_CVM_100145-1_M.3d_stp.zip](#)

English

3D PDF

English

Product Specifications

[Application Specification](#)



English

Product Environmental Compliance

TE Material Declaration

English

Instruction Sheets

INSERTION TOOL FOR Z-PACK 2mm HM CONN.

Japanese

Instruction Sheet (non U.S.)

Japanese