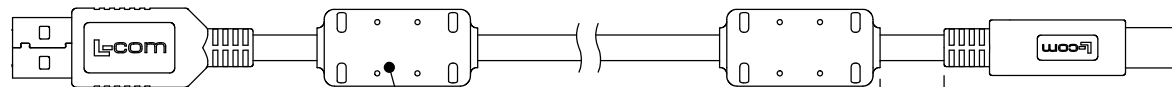
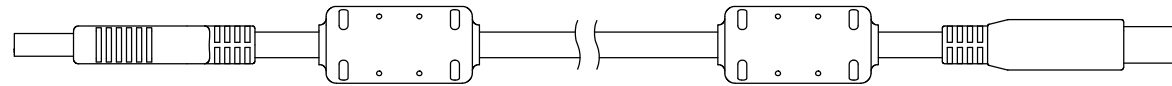
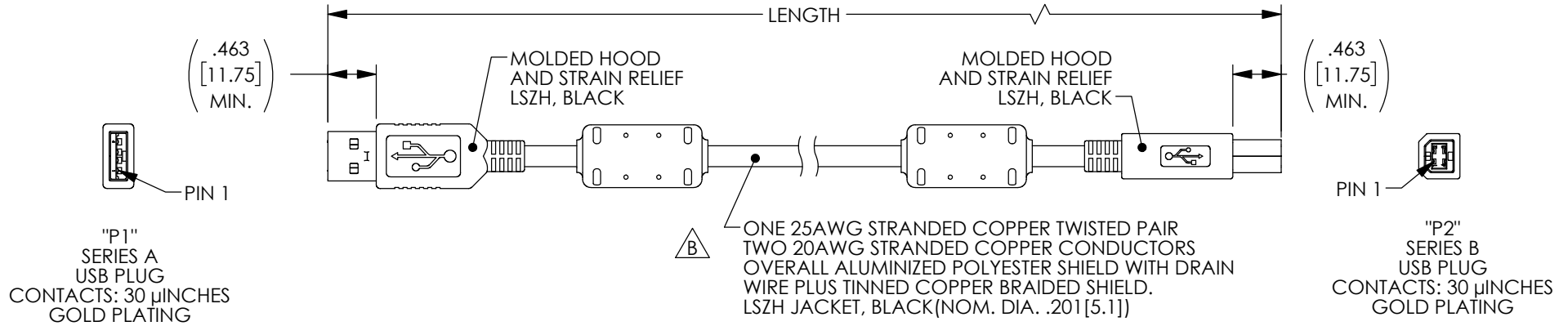


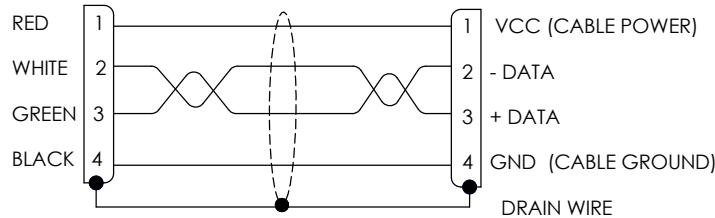
THE INFORMATION CONTAINED IN THIS DRAWING IS THE SOLE PROPERTY OF L-COM, INC. ANY REPRODUCTION IN PART OR WHOLE WITHOUT THE WRITTEN PERMISSION OF L-COM, INC. IS PROHIBITED.

REVISIONS			
REV	DESCRIPTION	DATE	APPROVED
A	REV A DRAWING RELEASED	03/22/2018	SLI
B	ECN 9332: UPDATE CABLE NOTE	08/01/2018	SLI



2X, ENCAPSULATED FERRITE BEAD LSZH, BLACK (2X 1.5 [38.1])

"P1" WIRING DIAGRAM "P2"



PART NUMBER	LENGTH METERS [FEET]
U2A00016-03M	0.3 [.98]
U2A00016-05M	0.5 [1.64]
U2A00016-1M	1.0 [3.28]
U2A00016-2M	2.0 [6.56]
U2A00016-3M	3.0 [9.84]
U2A00016-5M	5.0 [16.40]

NOTES:

1. CABLE ASSEMBLY SHALL HAVE 360° SHIELD TERMINATION.
2. CABLE ASSEMBLY SHALL MEET USB 2.0 REQUIREMENTS.
3. CABLE ASSEMBLY SHALL BE TESTED FOR CONTINUITY.
4. CABLE ASSEMBLY SHALL BE INDIVIDUALLY PACKAGED IN ACCORDANCE WITH L-COM SPECIFICATION PS-0031.

REGULATORY COMPLIANCE:
CE2011/65/EU (RoHS DIRECTIVE)

UNLESS OTHERWISE SPECIFIED, DIMENSIONS ARE IN INCHES [mm] OVERALL CABLE LENGTH TOLERANCE: ≤12 [305] = +1 [25] / -0 >12 [305] ≤60 [1524] = +2 [51] / -0 >60 [1524] ≤120 [3048] = +4 [102] / -0 >120 [3048] ≤300 [7620] = +6 [152] / -0 >300 [7620] = +5% / -0% ALL OTHER DIMENSIONAL TOLERANCES: .X = ±.2 [5.08] .XX = ±.02 [51] .XXX = ±.005 [1.27]	APPROVALS	DATE
	DRAWN BY CN_Seven_Li	01/22/2018
	CHECKED BY CN_Bill_Zhang	01/22/2018
APPROVED BY CN_Shawn_Pan	01/22/2018	
PROJECTION	CONFIGURATION DETAILS OF UNDIMENSIONED FEATURES MAY VARY	
	COLOR VARIATIONS MAY OCCUR	

		50 HIGH STREET NORTH ANDOVER, MA 01845	
CATEGORY		USB	
PRODUCT DESCRIPTION			
CA, USB2.0 TYPE A/B LSZH W/FERRITE			
SIZE	FSCM NO.	DWG. NO.	REV.
A	43321	U2A00016	B
SCALE: NONE		CAD FILE: U2A00016.SLDDRW	SHEET 1 OF 1