



Features

- Available in E6 values
- Current rating to 3.50 amps
- RoHS compliant*

Applications

- Input/output of DC/DC converters
- Power supplies for:
 - Portable communication equipment
 - Camcorders
 - LCD TVs

SRR7045 Series - Shielded SMD Power Inductors

Electrical Specifications

Bourns Part No.	Inductance 1 KHz		Q Typ.	Test Frequency (MHz)	SRF Typ. (MHz)	RDC Max. (Ω)	I rms Max. (A)	I sat Typ. (A)
	uH	Tol. %						
SRR7045-1R0M	1.0	±20	10	7.96	60	0.020	3.50	3.20
SRR7045-2R2M	2.2	±20	10	7.96	60	0.022	2.80	2.50
SRR7045-2R7M	2.7	±20	10	7.96	60	0.027	2.78	3.10
SRR7045-3R3M	3.3	±20	10	7.96	43	0.027	2.50	2.20
SRR7045-3R9M	3.9	±20	10	7.96	40	0.028	2.71	2.43
SRR7045-4R7M	4.7	±20	10	7.96	35	0.030	2.64	2.20
SRR7045-5R6M	5.6	±20	10	7.96	33	0.036	2.38	2.00
SRR7045-6R3M	6.3	±20	10	7.96	30	0.038	2.33	1.85
SRR7045-6R8M	6.8	±20	10	7.96	28	0.036	2.20	2.00
SRR7045-100M	10	±20	30	2.52	25	0.042	2.00	1.70
SRR7045-120M	12	±20	27	2.52	23	0.050	1.85	1.40
SRR7045-150M	15	±20	31	2.52	24	0.062	1.60	1.35
SRR7045-180M	18	±20	29	2.52	21	0.070	1.50	1.15
SRR7045-220M	22	±20	26	2.52	21	0.070	1.50	1.15
SRR7045-270M	27	±20	25	2.52	18	0.110	1.25	1.00
SRR7045-330M	33	±20	25	2.52	12	0.115	1.15	0.90
SRR7045-390M	39	±20	26	2.52	13	0.130	1.10	0.80
SRR7045-470M	47	±20	29	2.52	11	0.150	0.95	0.78
SRR7045-560M	56	±20	21	2.52	11	0.200	0.85	0.65
SRR7045-680M	68	±20	22	2.52	10	0.210	0.77	0.60
SRR7045-820M	82	±20	22	2.52	9	0.280	0.70	0.60
SRR7045-101M	100	±20	40	0.796	8	0.300	0.65	0.50
SRR7045-121M	120	±20	30	0.796	7	0.420	0.60	0.45
SRR7045-151M	150	±20	51	0.796	7	0.480	0.53	0.41
SRR7045-181M	180	±20	52	0.796	5	0.660	0.475	0.375
SRR7045-221M	220	±20	44	0.796	5	0.700	0.45	0.36
SRR7045-271M	270	±20	30	0.796	5	0.840	0.40	0.275
SRR7045-331M	330	±20	65	0.796	4	0.730	0.40	0.25
SRR7045-391M	390	±20	27	0.796	5	1.200	0.35	0.225
SRR7045-471M	470	±20	80	0.796	3	1.100	0.32	0.22
SRR7045-561M	560	±20	27	0.796	4	1.600	0.30	0.20
SRR7045-681M	680	±20	65	0.796	3	1.600	0.27	0.20
SRR7045-821M	820	±20	26	0.796	3	2.200	0.25	0.175
SRR7045-102M	1000	±20	90	0.252	3	2.400	0.25	0.15

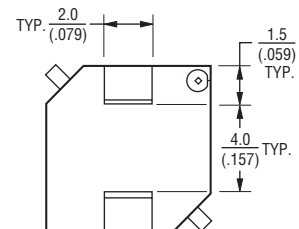
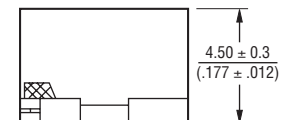
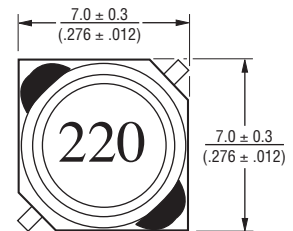
General Specifications

Test Voltage 0.5 V
 Reflow Soldering .. 230 °C, 50 sec. max.
 Operating Temperature
 -40 °C to +125 °C
 (Temperature rise included)
 Storage Temperature
 -40 °C to +125 °C
 Resistance to Soldering Heat
 260 °C for 10 sec.
 Moisture Sensitivity Level 1
 ESD Classification (HBM) N/A

Materials

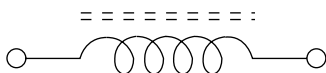
Core Ferrite DR & RI
 Wire Enameled copper wire 130
 Terminal Cu/Ni/Sn
 Rated Current
 Ind. drop of 10 % typ. at Isat
 (-1R0M through -221M)
 Ind. drop of 25 % typ. at Isat
 (-271M through -102M)
 Temperature Rise
 30 °C max. at rated I rms
 Packaging 1000 pcs. per reel

Product Dimensions

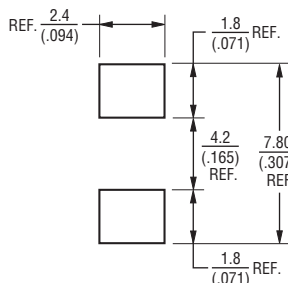


DIMENSIONS: $\frac{\text{MM}}{\text{(INCHES)}}$

Schematic



Recommended Layout



*RoHS Directive 2002/95/EC Jan. 27, 2003 including annex and RoHS Recast 2011/65/EU June 8, 2011.

Specifications are subject to change without notice.

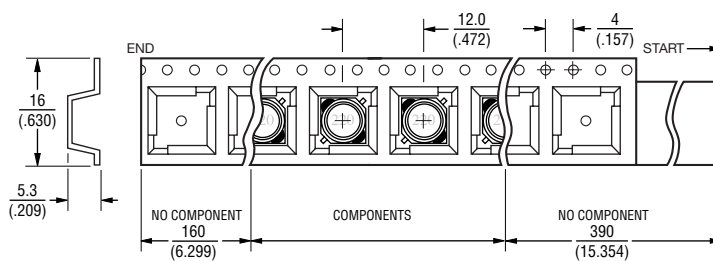
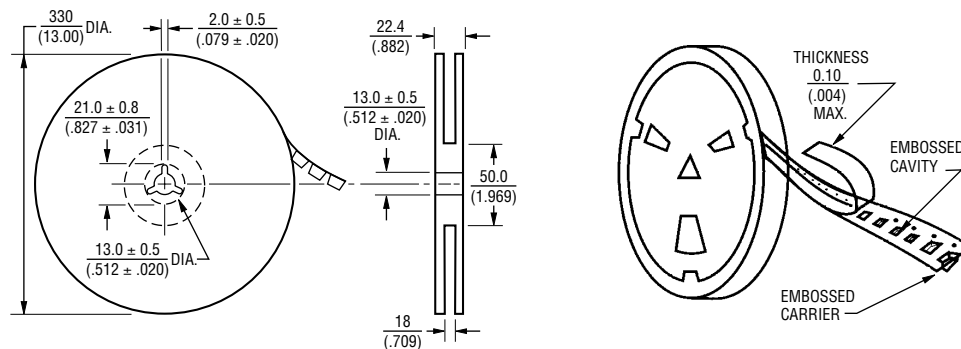
The device characteristics and parameters in this data sheet can and do vary in different applications and actual device performance may vary over time.

Users should verify actual device performance in their specific applications.

SRR7045 Series - Shielded SMD Power Inductors

BOURNS®

Packaging Specifications



USER DIRECTION OF FEED →

QTY: 1000 PCS. PER REEL

DIMENSIONS: $\frac{\text{MM}}{\text{(INCHES)}}$

REV. 03/18

Specifications are subject to change without notice. The device characteristics and parameters in this data sheet can and do vary in different applications and actual device performance may vary over time. Users should verify actual device performance in their specific applications.