

# XS618B2PAL01M12

inductive sensor XS6 M18 - L64mm - brass -  
Sn9mm - 12..24VDC - M12 0.15m



## Main

Range of product	OsiSense XS
Series name	Application
Sensor type	Inductive proximity sensor
Type of sensing window	Adjustable
Sensor name	XS6
Sensor design	Cylindrical M18
Size	64 mm
Body type	Fixed
Detector flush mounting acceptance	Non flush mountable
Material	Metal
Type of output signal	Discrete
Wiring technique	3-wire
[Sn] nominal sensing distance	0.24 in (6 mm) flush mountable 0.35 in (9 mm) non flush mountable
Discrete output function	1 NO
Output circuit type	DC
Discrete output type	PNP
Electrical connection	Remote male connector M12, 4 pins
Cable length	0.49 ft (0.15 m)
[Us] rated supply voltage	12...24 V DC with reverse polarity protection
Switching capacity in mA	<= 100 mA DC overload and short-circuit protection
IP degree of protection	IP67 double insulation conforming to IEC 60529 IP69K conforming to DIN 40050

## Complementary

Thread type	M18 x 1
Detection face	Frontal
Front material	PPS
Enclosure material	Nickel Plated Brass
Sensing range	> 0.31...0.59 in (> 8...15 mm)
Fine adjustment zone	0.12...0.24 in (3...6 mm) flush mountable 0.12...0.35 in (3...9 mm) non flush mountable
Differential travel	1...15% of Sr
Cable composition	3 x 0.34 mm <sup>2</sup>
Wire insulation material	PvR
Status LED	Supply on and teach mode 1 LED green) Output state: 1 LED (yellow)
Supply voltage limits	10...36 V DC
Switching frequency	<= 1000 Hz
Maximum voltage drop	<2 V (closed)
Current consumption	<= 10 mA no-load
Maximum delay first up	10 ms
Maximum delay response	0.3 ms
Maximum delay recovery	0.7 ms
Marking	CE

Threaded length	1.73 in (44 mm)
Length	2.52 in (64 mm)
Net Weight	0.33 lb(US) (0.15 kg)

## Environment

Product certifications	UL CSA
Ambient air temperature for operation	-13...158 °F (-25...70 °C)
Ambient air temperature for storage	-40...185 °F (-40...85 °C)
Vibration resistance	25 gn amplitude = +/- 2 mm (f = 10...55 Hz) conforming to IEC 60068-2-6
Shock resistance	50 gn for 11 ms conforming to IEC 60068-2-27

## Ordering and shipping details

Category	22486 - SENSORS, PROXIMITY
Discount Schedule	DS2
GTIN	00785901455790
Nbr. of units in pkg.	1
Package weight(Lbs)	0.21 lb(US) (0.10 kg)
Returnability	No
Country of origin	FR

## Packing Units

Unit Type of Package 1	PCE
Package 1 Height	1.65 in (4.2 cm)
Package 1 width	3.62 in (9.2 cm)
Package 1 Length	5.20 in (13.2 cm)
Unit Type of Package 2	BAG
Number of Units in Package 2	1
Package 2 Weight	3.53 oz (100 g)
Package 2 Height	0.79 in (2 cm)
Package 2 width	7.87 in (20 cm)
Package 2 Length	5.91 in (15 cm)
Unit Type of Package 3	S02
Number of Units in Package 3	22
Package 3 Weight	5.65 lb(US) (2.563 kg)
Package 3 Height	5.91 in (15 cm)
Package 3 width	11.81 in (30 cm)
Package 3 Length	15.75 in (40 cm)

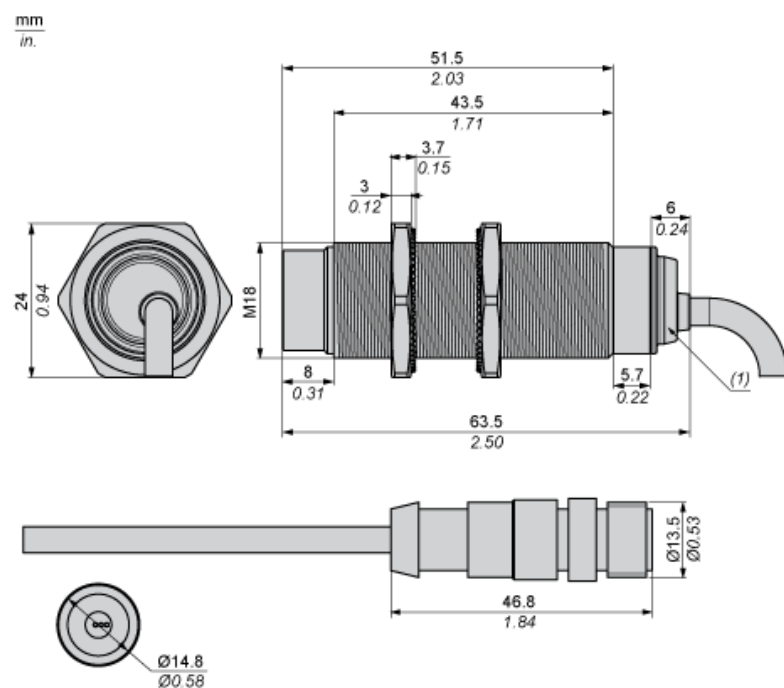
## Offer Sustainability

Sustainable offer status	Green Premium product
California proposition 65	WARNING: This product can expose you to chemicals including: Diisononyl phthalate (DINP), which is known to the State of California to cause cancer, and Di-isodecyl phthalate (DIDP), which is known to the State of California to cause birth defects or other reproductive harm. For more information go to <a href="http://www.P65Warnings.ca.gov">www.P65Warnings.ca.gov</a>
REACH Regulation	<a href="#">REACH Declaration</a>
EU RoHS Directive	Pro-active compliance (Product out of EU RoHS legal scope) <a href="#">EU RoHS Declaration</a>
Mercury free	Yes
RoHS exemption information	<a href="#">Yes</a>
Environmental Disclosure	<a href="#">Product Environmental Profile</a>
Circularity Profile	<a href="#">End Of Life Information</a>

Contractual warranty

Warranty	18 months
----------	-----------

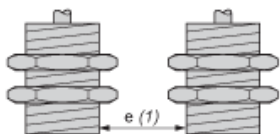
## Dimensions



(1) LED

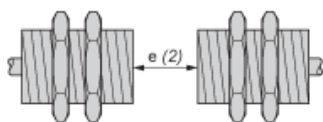
## Minimum Mounting Distances

Side by side



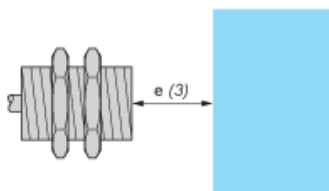
e (1)			
Flush mounted		Not flush mounted	
mm	in.	mm	in.
≥ 28	≥ 1.10	100	3.94

Face to face



e (2)			
Flush mounted		Not flush mounted	
mm	in.	mm	in.
≥ 100	≥ 3.94	200	7.87

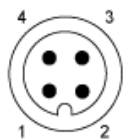
Facing a metal object



e (3)	
mm	in.
≥ 6	≥ 0.24

## Wiring Schemes

M12 connector



PNP

