



Main

Range of product	OsiSense XM
Product or component type	Electronic pressure sensors
Pressure sensor type	Pressure transmitter
Pressure sensor name	XMLP
Electrical circuit type	Control circuit
Pressure sensor size	145.04 psi (10 bar)
Local display	Without
Controlled fluid	Air (-30...135 °C) Fresh water (0...135 °C) Hydraulic oil (-30...135 °C) Gas (-30...135 °C) Refrigeration fluid (-30...135 °C)
Fluid connection type	G 1/4A (male) DIN 3852-E
Electrical connection	1 male connector M12 4 pins
[Us] rated supply voltage	24 V DC SELV (voltage limits: 12...33 V)
Current consumption	< 7 mA
Type of output signal	Analogue
Analogue output function	0...10 V, 3-wire
Quantity per set	Set of 1
Type of packing	Individual

Complementary

Pressure setting range	0.00...145.04 psi (0...10 bar)
Maximum permissible accidental pressure	435.11 psi (30 bar)
Destruction pressure	870.23 psi (60 bar)
Materials in contact with fluid	Fluorocarbon FPM Stainless steel AISI 316L
Operating position	Any position
Protection type	Load short-circuit Reverse polarity
Electromagnetic compatibility	Electrical fast transient/burst immunity test EN/IEC 61000-4-4 2 kV Electrostatic discharge immunity test EN/IEC 61000-4-2 8 kV air, 4 kV contact 1.2/50 µs shock waves immunity test conforming to EN/IEC 61000-4-5 1 kV 42 Ohm Immunity to magnetic fields conforming to EN/IEC 61000-4-8 100 A/m 50 Hz Susceptibility to electromagnetic fields conforming to EN/IEC 61000-4-3 10 V/m 80...3000 MHz Radiated RF fields conforming to EN/IEC 61000-4-6 10 V 0.01...80 MHz
[Uimp] rated impulse withstand voltage	0.5 kV
Response time on output	<= 2 ms 10...90 % of full scale
Measurement accuracy	+/- 0.5 % of the measuring range
Resolution	0.1 % of the measuring range
Drift of the sensitivity	+/- 0.02 % of measuring range/°K
Drift of the zero point	+/- 0.02 % of measuring range/°K
Mechanical durability	10000000 cycles
Net weight	0.20 lb(US) (0.09 kg)
Diameter	1.02 in (26 mm)
Length	1.50 in (38.1 mm)

Environment

Standards	EN/IEC 61326-2-3 NSF ANSI 61
Product certifications	EAC RCM CE CULus
Protective treatment	TC
Ambient air temperature for operation	-22...185 °F (-30...85 °C)
Ambient air temperature for storage	-58...212 °F (-50...100 °C)
Vibration resistance	20 gn 15...2000 Hz) EN/IEC 60068-2-6
Shock resistance	100 gn for 11 ms conforming to EN/IEC 60068-2-27
IP degree of protection	IP65 EN/IEC 60529 IP67 conforming to EN/IEC 60529 IP69K EN/IEC 60529





Ordering and shipping details

Category	22419 - PRESSURE SWITCH IEC (HIGH,LOW,GEN)
Discount Schedule	DS2
GTIN	03389119638784
Nbr. of units in pkg.	1
Package weight(Lbs)	0.14 lb(US) (0.06 kg)
Returnability	No

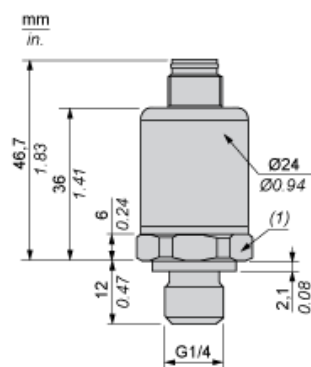
Packing Units

Unit Type of Package 1	PCE
Package 1 Height	1.69 in (4.3 cm)
Package 1 width	1.85 in (4.7 cm)
Package 1 Length	3.46 in (8.8 cm)
Unit Type of Package 2	S01
Number of Units in Package 2	24
Package 2 Weight	5.26 lb(US) (2.385 kg)
Package 2 Height	5.91 in (15 cm)
Package 2 width	5.91 in (15 cm)
Package 2 Length	15.75 in (40 cm)

Offer Sustainability

Sustainable offer status	Green Premium product
California proposition 65	WARNING: This product can expose you to chemicals including: Diisononyl phthalate (DINP), which is known to the State of California to cause cancer, and Di-isodecyl phthalate (DIDP), which is known to the State of California to cause birth defects or other reproductive harm. For more information go to www.P65Warnings.ca.gov
REACH Regulation	 REACH Declaration
EU RoHS Directive	Pro-active compliance (Product out of EU RoHS legal scope)  EU RoHS Declaration
Mercury free	Yes
RoHS exemption information	 Yes
Environmental Disclosure	 Product Environmental Profile

Dimensions



(1) SW24 tightening torque ≤ 25 N.m / 221 lb-in

Wiring Diagram

3-Wire Technique (0-10 V)



(a) V out

Curves

