



Features

- Semi-shielded construction
- Inductance range: 1 to 22 μ H
- Rated current up to 2.1 A
- AEC-Q200 qualified
- Low profile: 1.0 mm max.
- RoHS compliant* and halogen free**

Applications

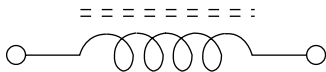
- Automotive systems:
 - Driver assistant
 - Infotainment
 - Lighting
- DC/DC converters
- Power supplies
- Wearable devices
- HDD, SSDs
- Smartphones
- LCD displays

SRN3010TA Series - Semi-shielded Power Inductors

Electrical Specifications @ 25 °C

Bourns Part No.	Inductance @ 1 MHz / 0.1 V		Q @ 1 MHz Min.	SRF (MHz) Typ.	DCR (Ω) $\pm 20\%$	I _{rms} (A) Typ.	I _{sat} (A) Typ.
	L (μ H)	Tol. %					
SRN3010TA-1R0Y	1.0	± 30	10	170	0.055	2.1	1.8
SRN3010TA-1R5Y	1.5	± 30	12	150	0.07	1.9	1.5
SRN3010TA-2R2M	2.2	± 20	15	100	0.09	1.7	1.3
SRN3010TA-3R3M	3.3	± 20	18	85	0.13	1.5	1.1
SRN3010TA-4R7M	4.7	± 20	20	80	0.17	1.3	0.9
SRN3010TA-6R8M	6.8	± 20	20	55	0.26	1	0.77
SRN3010TA-100M	10	± 20	22	40	0.35	0.8	0.63
SRN3010TA-150M	15	± 20	22	35	0.51	0.7	0.54
SRN3010TA-220M	22	± 20	22	30	0.75	0.6	0.43

Electrical Schematic

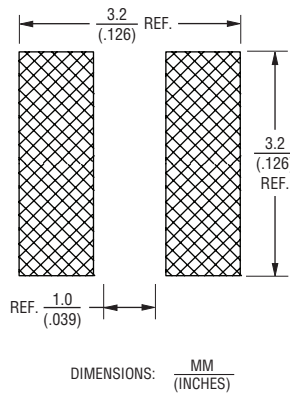


How to Order

SRN3010TA - 2R2M

Model _____
Value Code (see table) _____

Recommended Layout



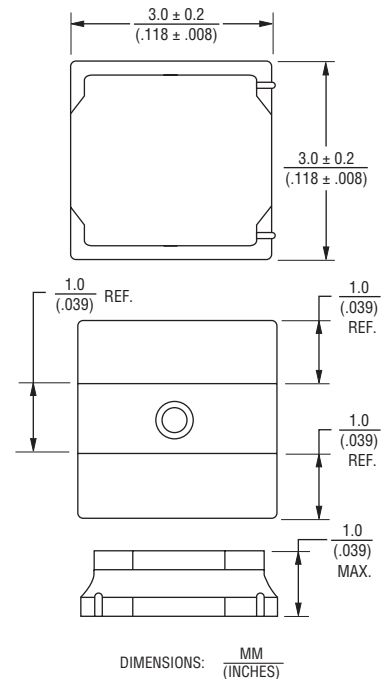
General Specifications

Operating Temperature -40 °C to +125 °C
(Temperature rise included)
Storage Temperature (Component) -40 °C to +125 °C
Temperature Rise 40 °C at rated I_{rms}
Rated Current Inductance drops 30 % at I_{sat}
Moisture Sensitivity Level 1
ESD Classification (HBM) N/A

Materials

Core Ferrite
Wire Enameled copper
Terminal Finish Sn
Coating Magnetic epoxy resin
Packaging 2000 pcs. per 7-inch reel

Product Dimensions



*RoHS Directive 2002/95/EC Jan. 27, 2003 including annex and RoHS Recast 2011/65/EU June 8, 2011.

**Bourns considers a product to be "halogen free" if (a) the Bromine (Br) content is 900 ppm or less; (b) the Chlorine (Cl) content is 900 ppm or less; and (c) the total Bromine (Br) and Chlorine (Cl) content is 1500 ppm or less.

Specifications are subject to change without notice.

The device characteristics and parameters in this data sheet can and do vary in different applications and actual device performance may vary over time.

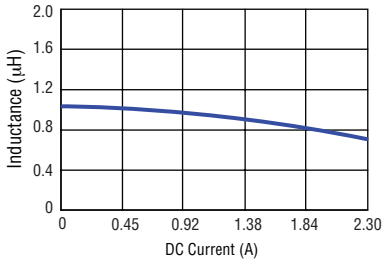
Users should verify actual device performance in their specific applications.

SRN3010TA Series - Semi-shielded Power Inductors

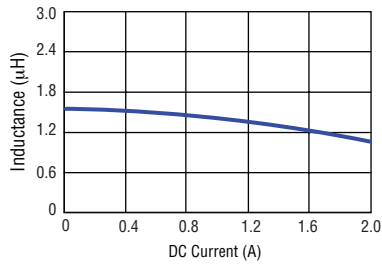
BOURNS®

Inductance vs. Current

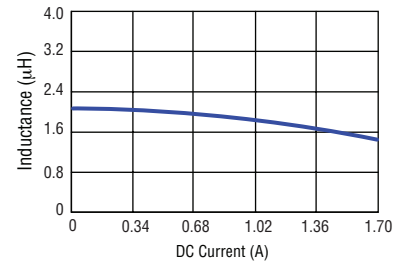
SRN3010TA-1R0Y



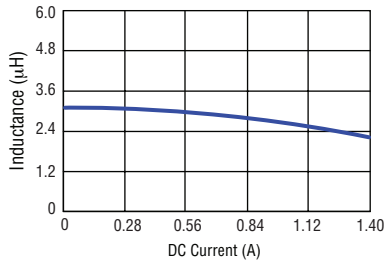
SRN3010TA-1R5Y



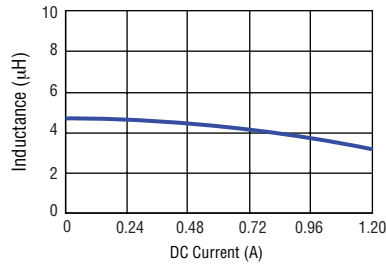
SRN3010TA-2R2M



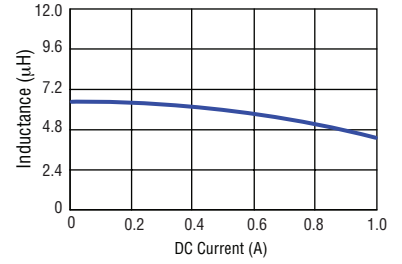
SRN3010TA-3R3M



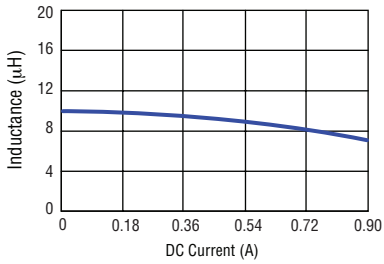
SRN3010TA-4R7M



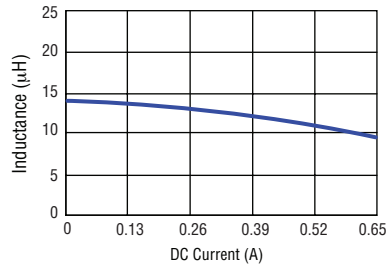
SRN3010TA-6R8M



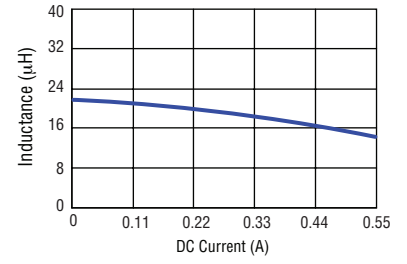
SRN3010TA-100M



SRN3010TA-150M



SRN3010TA-220M

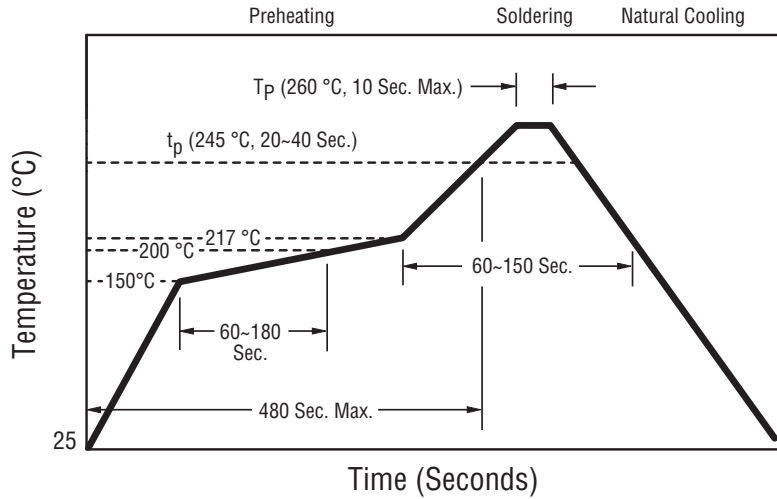


Specifications are subject to change without notice.
 The device characteristics and parameters in this data sheet can and do vary in different applications and actual device performance may vary over time.
 Users should verify actual device performance in their specific applications.

SRN3010TA Series - Semi-shielded Power Inductors

BOURNS®

Soldering Profile



Packaging Specifications

