# Rail-Mounted Terminal Blocks with Miniature Switching Relay

| | Relay with 1 changeover contact (1u)<br>for normal switching power<br>Nominal input voltage $V_N$<br>5 V ... 220 V DC | Relay with 1 changeover contact (1u)<br>for normal switching power<br>Nominal input voltage $V_N$<br>12 V, 24 V, 48 V, 115 V, 230 V AC/DC |
|---|---|---|

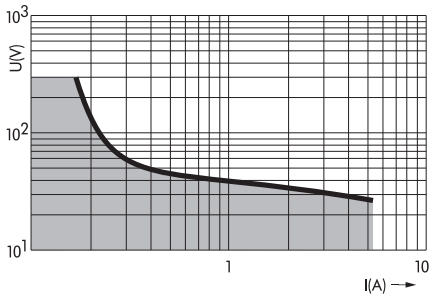


DC load limit curve





**Note:** Inductive loads have to be attenuated by an appropriate protective circuit in order to protect relay coils and contacts.

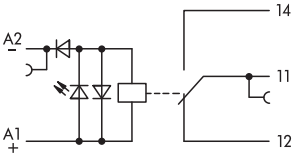


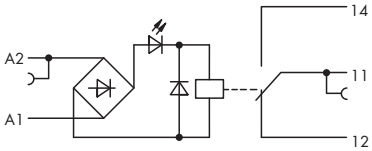


| Description | $V_N$ | $I_N$ | Item No. | Pack. Unit | $V_N$ | $I_N$ | Item No. | Pack. Unit |
|---|---|---|---|---|---|---|---|---|
| **Rail-mounted terminal block with miniature switching relay, for DIN 35 rail** | 5 V DC | 31 mA | **859-302** | 1 | 12 V AC/DC | 15 mA | **859-353** | 1 |
| | 12 V DC | 17 mA | **859-303** | 1 | 24 V AC/DC | 8 mA | **859-354** | 1 |
| | 24 V DC | 10 mA | **859-304** | 1 | 48 V AC/DC | 5.3 mA | **859-355** | 1 |
| | 48 V DC | 6.5 mA | **859-305** | 1 | 60 VAC/DC | 4.1 mA | **859-356** | 1 |
| | 60 V DC | 5.2 mA | **859-306** | 1 | 115 V AC/DC | 3.5 mA | **859-357** | 1 |
| | 120 V DC | 3.5 mA | **859-307** | 1 | 230 V AC/DC | 3.5 mA | **859-358** | 1 |
| | 220 V DC | 3.2 mA | **859-308** | 1 | | | | |

| Technical Data | Accessories see page 72 | Accessories see page 72 |
|---|---|---|
| **Coil:** | | |
| Input voltage range | $V_N$ -15 % ... +20 % | $V_N$ -15 % ... +20 % |
| **Contacts:** | | |
| Contact material | AgNi | AgNi |
| Max. continuous current | 5 A | 5 A |
| Max. make current | 4s (AC), 10A | 4s (AC) 10A |
| Max. switching voltage | 250 V AC | 250 V AC |
| Max. switching power (resistive) | 1250 VA AC ; DC see load limit curve | 1250 VA AC ; DC see load limit curve |
| Recommended minimum load | 10 VDC / 10 mA, 24 VDC / 1 mA | 10 VDC / 10 mA, 24 VDC / 1 mA |
| Pull-in/drop-out/bounce time typ. | 5ms / 6ms / 5 ms | 5ms / 6ms / 5 ms |
| Mechanical life | 5 x $10^6$ switching operations | 5 x $10^6$ switching operations |
| **General specifications:** | | |
| Nominal voltage to EN 60664-1 | 250 V / 4 kV / 2 | 250 V / 4 kV / 2 |
| Dielectric strength, contact-coil (AC, 1 min) | 4 $kV_{rms}$ | 4 $kV_{rms}$ |
| Dielectric strength open contact (AC, 1 min) | 1 $kV_{rms}$ | 1 $kV_{rms}$ |
| Dielectric strength contact-contact (AC, 1 min) | - | - |
| Ambient operating temperature at $V_N$ | -25 °C ... +50 °C | -25 °C ... +50 °C |
| Storage temperature | -40 °C ... +70 °C | -40 °C ... +70 °C |
| Dimensions (mm) W x H x L | 6 x 56 x 91 | 6 x 56 x 91 |
| | Height from upper-edge of DIN 35 rail | Height from upper-edge of DIN 35 rail |
| Wire connection | CAGE CLAMP® | CAGE CLAMP® |
| Cross sections | 0.08 mm² ... 2.5 mm² / AWG 28 ... 14 | 0.08 mm² ... 2.5 mm² / AWG 28 ... 14 |
| Strip length | 5 ... 6 mm / 0.2 ... 0.24 in | 5 ... 6 mm / 0.2 ... 0.24 in |
| Standards/specifications | EN 60664-1; EN 61810-5; | EN 60664-1; EN 61810-5; |
| | UL 508; EEx nC II T4; ㊀ | UL 508; EEx nC II T4; ㊀ |
| | – | – |