



Main

Range of product	Harmony Relay
Series name	Interface relay
Product or component type	Plug-in relay
Device short name	RXG
Contacts type and composition	2 C/O

Complementary

Status LED	With
Contacts material	Silver alloy (AgSnO ₂ In ₂ O ₃)
Maximum contact resistance	100 mOhm
[I _{th}] conventional enclosed thermal current	5 A at -40...55 °C
[I _e] rated operational current	5 A 30 V DC) UL 5 A 30 V DC) IEC 5 A 250 V AC) IEC 5 A 250 V AC) UL
Maximum switching voltage	250 V AC 30 V DC
Load current	5 A at 250 V AC
Maximum switching capacity	1250 VA
Minimum switching capacity	50 mW 10 mA, 5 V DC
Operating rate	<= 1800 cycles/hour under load <= 18000 cycles/hour no-load
Utilisation coefficient	20 %
Mechanical durability	10000000 cycles
Electrical durability	100000 Cycles NO resistive at 55 °C 100000 cycles NC resistive at 55 °C
[U _i] rated insulation voltage	250 V conforming to IEC 300 V CSA 300 V UL
[U _{imp}] rated impulse withstand voltage	6 kV 1.2/50 µs
Dielectric strength	1000 V AC between contacts micro disconnection 5000 V AC between coil and contact reinforced insulation 3000 V AC between poles basic insulation
Coil resistance	270 Ohm +/- 10 %
Insulation resistance	1000 MOhm 500 V DC
Test levels	Level A group mounting
Mounting position	Any position
Drop-out voltage threshold	>= 0.1 U _c DC
Coil insulation class	Class F
Operate time	20 ms
Release time	20 ms
[U _c] control circuit voltage	12 V DC
Safety reliability data	B10d = 100000
Colour of cover	Standard

Control type	Lockable test button
Local signalling	Flag
Torque value	7.08 lbf.in (0.8 N.m)
Net Weight	0.04 lb(US) (0.02 kg)
Device presentation	Complete product

Environment

Vibration resistance	3 gn +/- 0.75 mm 10...150 Hz)in operation 5 gn +/- 0.75 mm 10...150 Hz)not in operation
IP degree of protection	IP40
Shock resistance	20 gn in operation 100 gn not in operation
Protection category	RT I
Standards	UL 508 IEC 61810-1 CSA C22.2 No 14
Product certifications	EAC CSA UL CE RoHS
Pollution degree	2
Overvoltage category	III
Ambient air temperature for storage	-40...185 °F (-40...85 °C)
Ambient air temperature for operation	-40...158 °F (-40...70 °C)
Relative humidity	10...85 %

Ordering and shipping details

Category	21127 - ZELIO ICE CUBE RELAYS
Discount Schedule	CP2
GTIN	00785901998310
Nbr. of units in pkg.	10
Package weight(Lbs)	0.04 lb(US) (0.02 kg)
Returnability	Yes
Country of origin	CN

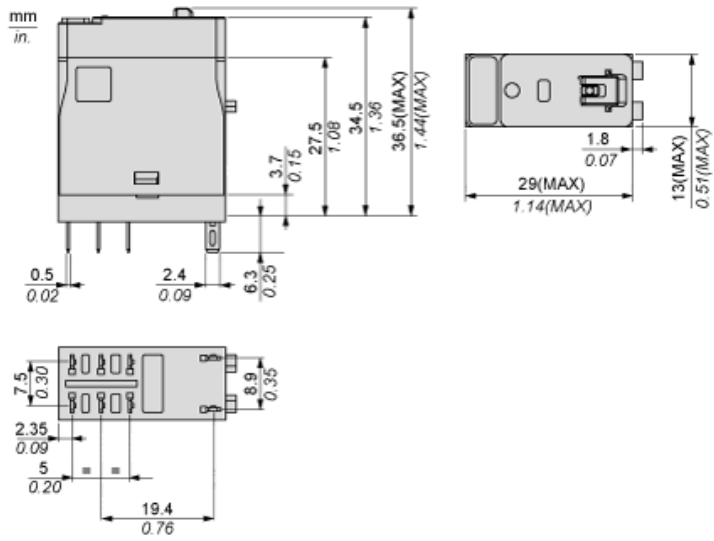
Packing Units

Package 1 Height	1.40 in (35.500 mm)
Package 1 width	0.51 in (13.000 mm)
Package 1 Length	1.14 in (29.000 mm)

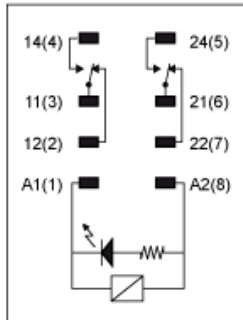
Offer Sustainability

Sustainable offer status	Green Premium product
California proposition 65	WARNING: This product can expose you to chemicals including: Nickel compounds, which is known to the State of California to cause cancer, and Di-isodecyl phthalate (DIDP), which is known to the State of California to cause birth defects or other reproductive harm. For more information go to www.P65Warnings.ca.gov
REACH Regulation	REACH Declaration
REACH free of SVHC	Yes
EU RoHS Directive	Pro-active compliance (Product out of EU RoHS legal scope) EU RoHS Declaration
Toxic heavy metal free	Yes
Mercury free	Yes
RoHS exemption information	Yes
China RoHS Regulation	China RoHS Declaration
Environmental Disclosure	Product Environmental Profile

Dimensions

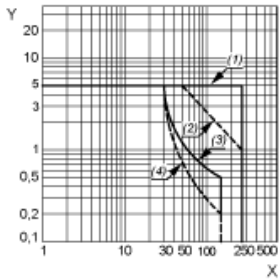


Wiring Diagram



Performance Curves

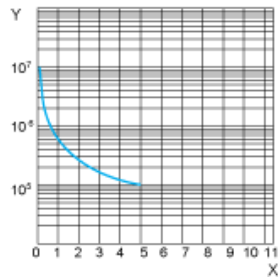
Maximum Switching Capacity



- X : Switching voltage (V)
- Y : Switching current (A)
- (1) AC Resistive Load
- (2) AC Inductive Load $\cos(\phi)=0.4$
- (3) DC Resistive Load
- (4) DC Inductive Load (L/R=7ms)

Life Expectancy

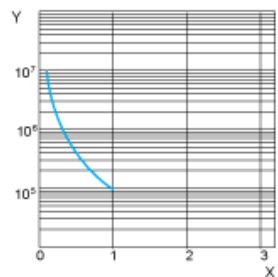
Resistive Load



- X : Contact Current (A)
- Y : Operating Cycle Number

Life Expectancy

Inductive Load

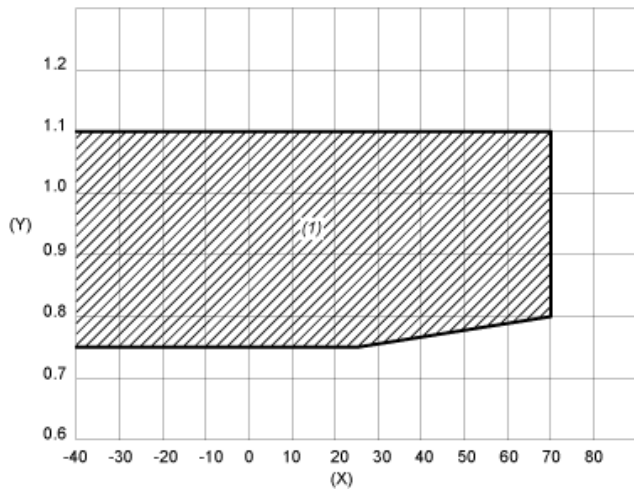


- X : Contact Current (A)
- Y : Operating Cycle Number

NOTE: These are typical curves, actual durability depends on load, environment, duty cycle, etc.

Coil Operating Range

DC Coil Operating Range VS Ambient Temperature



- X : Ambient temperature (°C)
- Y : Coil voltage (U/Uc)
- (1) Permitted operating range area