

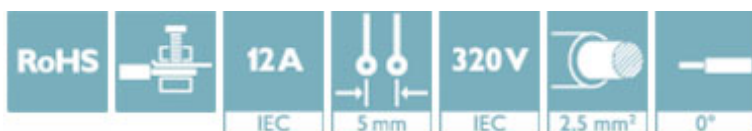
Printed-circuit board connector - MSTBT 2,5/ 4-ST KMGY - 1878037

Please be informed that the data shown in this PDF Document is generated from our Online Catalog. Please find the complete data in the user's documentation. Our General Terms of Use for Downloads are valid (<http://phoenixcontact.com/download>)


Plug component, nominal current: 12 A, rated voltage (III/2): 320 V, number of positions: 4, pitch: 5 mm, connection method: Screw connection with tension sleeve, Color: light gray, contact surface: Tin



The figure shows a 10-position version of the product



Key Commercial Data

Packing unit	50 STK
GTIN	 4 017918 243753
GTIN	4017918243753
Weight per Piece (excluding packing)	6.000 g
Custom tariff number	85366990
Country of origin	Germany

Technical data

Dimensions

Pitch	5 mm
Dimension a	15 mm

General

Range of articles	MSTBT 2,5/...-ST
Type of contact	Female connector
Number of positions	4
Connection method	Screw connection with tension sleeve
Insulating material group	I
Rated surge voltage (III/3)	4 kV
Rated surge voltage (III/2)	4 kV
Rated surge voltage (II/2)	4 kV
Rated voltage (III/3)	250 V
Rated voltage (III/2)	320 V

Printed-circuit board connector - MSTBT 2,5/ 4-ST KMGY - 1878037

Technical data

General

Rated voltage (II/2)	630 V
Connection in acc. with standard	EN-VDE
Nominal current I_N	12 A
Nominal cross section	2.5 mm ²
Maximum load current	12 A (with a 2.5 mm ² conductor cross section)
Insulating material	PA
Flammability rating according to UL 94	V2
Internal cylindrical gage	A3
Stripping length	7 mm
Screw thread	M3
Tightening torque, min	0.5 Nm
Tightening torque max	0.6 Nm

Connection data

Conductor cross section solid min.	0.2 mm ²
Conductor cross section solid max.	2.5 mm ²
Conductor cross section flexible min.	0.2 mm ²
Conductor cross section flexible max.	2.5 mm ²
Conductor cross section flexible, with ferrule without plastic sleeve min.	0.25 mm ²
Conductor cross section flexible, with ferrule without plastic sleeve max.	2.5 mm ²
Conductor cross section flexible, with ferrule with plastic sleeve min.	0.25 mm ²
Conductor cross section flexible, with ferrule with plastic sleeve max.	2.5 mm ²
Conductor cross section AWG min.	24
Conductor cross section AWG max.	12
2 conductors with same cross section, solid min.	0.2 mm ²
2 conductors with same cross section, solid max.	1 mm ²
2 conductors with same cross section, stranded min.	0.2 mm ²
2 conductors with same cross section, stranded max.	1.5 mm ²
2 conductors with same cross section, stranded, ferrules without plastic sleeve, min.	0.25 mm ²
2 conductors with same cross section, stranded, ferrules without plastic sleeve, max.	1 mm ²
2 conductors with same cross section, stranded, TWIN ferrules with plastic sleeve, min.	0.5 mm ²
2 conductors with same cross section, stranded, TWIN ferrules with plastic sleeve, max.	1.5 mm ²
Minimum AWG according to UL/CUL	30
Maximum AWG according to UL/CUL	12

Standards and Regulations

Connection in acc. with standard	EN-VDE
	CSA
Flammability rating according to UL 94	V2

Printed-circuit board connector - MSTBT 2,5/ 4-ST KMGY - 1878037

Technical data

Environmental Product Compliance

China RoHS	Environmentally Friendly Use Period = 50
	For details about hazardous substances go to tab "Downloads", Category "Manufacturer's declaration"

Classifications

eCl@ss

eCl@ss 4.0	272607xx
eCl@ss 4.1	27260701
eCl@ss 5.0	27260701
eCl@ss 5.1	27260701
eCl@ss 6.0	27260704
eCl@ss 7.0	27440402
eCl@ss 8.0	27440309
eCl@ss 9.0	27440309

ETIM

ETIM 3.0	EC001121
ETIM 4.0	EC002638
ETIM 5.0	EC002638
ETIM 6.0	EC002638

UNSPSC

UNSPSC 6.01	30211810
UNSPSC 7.0901	39121409
UNSPSC 11	39121409
UNSPSC 12.01	39121409
UNSPSC 13.2	39121409

Approvals

Approvals

Approvals


CSA / VDE Gutachten mit Fertigungsüberwachung / IECCEB Scheme / cULus Recognized / EAC


Ex Approvals


Approval details


Printed-circuit board connector - MSTBT 2,5/ 4-ST KMGY - 1878037

Approvals

CSA		13631
	B	D
mm²/AWG/kcmil	28-12	28-12
Nominal current I _N	10 A	10 A
Nominal voltage U _N	300 V	300 V

VDE Gutachten mit Fertigungsüberwachung		http://www.vde.com/en/Institute/OnlineService/ VDE-approved-products/Pages/Online-Search.aspx	40004701
mm²/AWG/kcmil	0.2-2.5		
Nominal current I _N	12 A		
Nominal voltage U _N	250 V		

IECEE CB Scheme		http://www.iecee.org/	DE1-58978-B1B2
mm²/AWG/kcmil	0.2-2.5		
Nominal current I _N	12 A		
Nominal voltage U _N	250 V		

cULus Recognized		http://database.ul.com/cgi-bin/XYV/template/LISEXT/1FRAME/index.htm	E60425-19931011
	B	D	
mm²/AWG/kcmil	30-12	30-12	
Nominal current I _N	15 A	10 A	
Nominal voltage U _N	300 V	300 V	

EAC		B.01742
-----	---	---------

Accessories

Accessories

Bridge

Printed-circuit board connector - MSTBT 2,5/ 4-ST KMGY - 1878037

Accessories

Insertion bridge - EBP 2- 5 - 1733169



Insertion bridge, fully insulated, for connectors with 5.0 or 5.08 mm pitch, no. of positions: 2

Insertion bridge - EBP 3- 5 - 1733172



Insertion bridge, fully insulated, for connectors with 5.0 or 5.08 mm pitch, no. of positions: 3

Insertion bridge - EBP 4- 5 - 1733185



Insertion bridge, fully insulated, for connectors with 5.0 or 5.08 mm pitch, no. of positions: 4

Cable housing

Cable housing - KGG-MSTB 2,5/ 4 - 1803882



Cable housing, pitch: 0 mm, number of positions: 4, dimension a: 20 mm, color: green

Coding element

Coding profile - CP-MSTB - 1734634



Coding profile, is inserted into the slot on the plug or inverted header, red insulating material

Labeled terminal marker

Printed-circuit board connector - MSTBT 2,5/ 4-ST KMGY - 1878037

Accessories

Marker card - SK 5/3,8:FORTL.ZAHLEN - 0804183



Marker card, Card, white, labeled, Horizontal: Consecutive numbers 1 - 10, 11 - 20, etc. up to 91 - (99)100, Mounting type: adhesive, for terminal block width: 5 mm, Lettering field: 5 x 3.8 mm

Screwdriver tools

Screwdriver - SZS 0,6X3,5 - 1205053



Actuation tool, for ST terminal blocks, insulated, also suitable for use as a bladed screwdriver, size: 0.6 x 3.5 x 100 mm, 2-component grip, with non-slip grip

Terminal marking

Marker card - SK U/3,8 WH:UNBEDRUCKT - 0803906



Marker card, Sheet, white, unlabeled, can be labeled with: CMS-P1-PLOTTER, PLOTMARK, Office printing systems, Mounting type: adhesive, for terminal block width: 210 mm, Lettering field: 186 x 3.8 mm