



## 23 AND 33

### Standard

#### SPECIFICATIONS

- **PC Board Mountable Pressure Sensor**
- **0-100 mV Output**
- **Current Excitation**
- **Gage and Differential**
- **Temperature Compensated**

The 23 and 33 are temperature compensated, piezoresistive silicon pressure sensors packaged in a TO-8 configuration. It provides excellent performance and long-term stability.

Gage and absolute pressure ranges from 0-2 to 0-250 psi are available. Integral temperature compensation is provided over a range of 0-50°C using laser-trimmed resistors. An additional laser-trimmed resistor is included to normalize pressure sensitivity variations by programming the gain of an external differential amplifier. This provides sensitivity interchangeability of  $\pm 1\%$ .

Please refer to the 23 and 33 1 psi datasheets for low pressure applications.

**FEATURES**

- TO-8 Package
- 0°C to 50°C Compensated Temperature Range
- ±0.1% Non Linearity
- 1.0% Interchangeable Span (provided by gain set resistor)
- Solid State Reliability

**APPLICATIONS**

- Medical Instruments
- Process Control
- Factory Automation
- Handheld Calibrators
- Airspeed Measurement

**STANDARD RANGES**

<b>Range</b>	23 <b>psig</b>	33 <b>psid</b>
0 to 2	•	•
0 to 5	•	•
0 to 10	•	•
0 to 15	•	•
0 to 30	•	•
0 to 50	•	•
0 to 100	•	•
0 to 250	•	•

## PERFORMANCE SPECIFICATIONS

Supply Current: 1.5mA

Ambient Temperature: 25°C (unless otherwise specified)

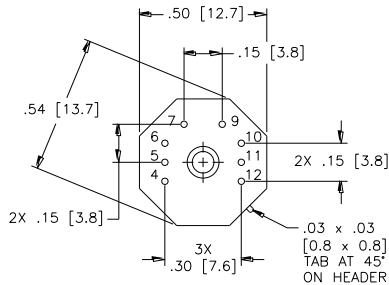
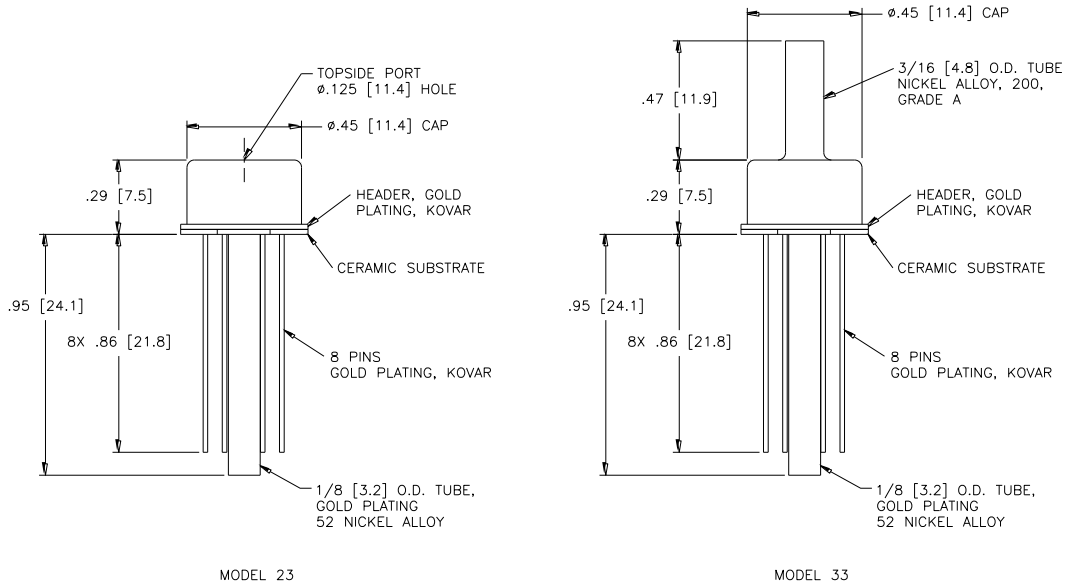
PARAMETERS	MIN	TYP	MAX	UNITS	NOTES
Span	75	100	150	mV	1
Span (2psi version)	30		60	mV	1
Zero Pressure Output	-2		2	mV	
Pressure Non Linearity	-0.1	±0.05	0.1	%Span	2
Pressure Hysteresis	-0.05	±0.01	0.05	%Span	
Input & Output Resistance	2500	4400	6000	Ω	
Temperature Error – Span	-0.5	±0.3	0.5	%Span	3
Temperature Error – Zero	-0.5	±0.1	0.5	%Span	3
Thermal Hysteresis – Zero		±0.1		%Span	3
Supply Current		1.5	2.0	mA	
Response Time (10% to 90%)		1.0		mS	4
Output Noise (10Hz to 1kHz)		1.0		μV p-p	
Insulation Resistance (50 Vdc)	50			M Ω	5
Long Term Stability (Offset & Span)		±0.2		%Span	6
Pressure Overload			3X	Rated	7
Compensated Temperature	0		50	°C	
Operating Temperature	-40		+125	°C	
Storage Temperature	-50		+150	°C	
Weight			3	grams	
Solder Temperature	250°C Max 5 Sec.				
Media	Non-Corrosive Dry Gases Compatible with Silicon, Pyrex, RTV, Gold, Nickel, and Aluminum				

## Notes

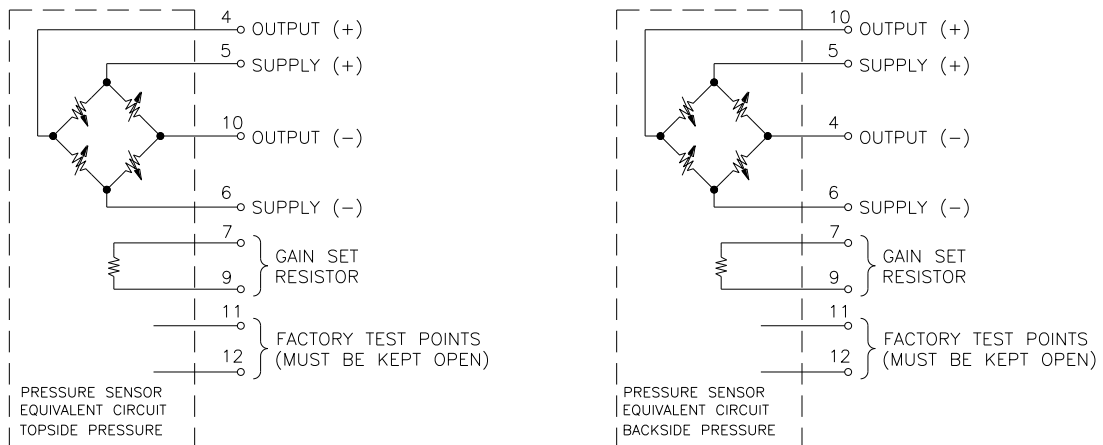
1. Ratiometric to supply current.
2. Best fit straight line.
3. Maximum temperature error between 0°C and 50°C with respect to 25°C. For 2 psi devices, Temperature Error – Zero is ±1.25%.
4. For a zero-to-full scale pressure step change.
5. Minimum resistance between case and pins.
6. Long term stability over a one year period with constant current and temperature.
7. For topside applications, 2X maximum for 250 psi device, 20 psi maximum for 2 and 5 psi devices. For backside applications, 3X not to exceed 100 psi on all ranges.

## DIMENSIONS

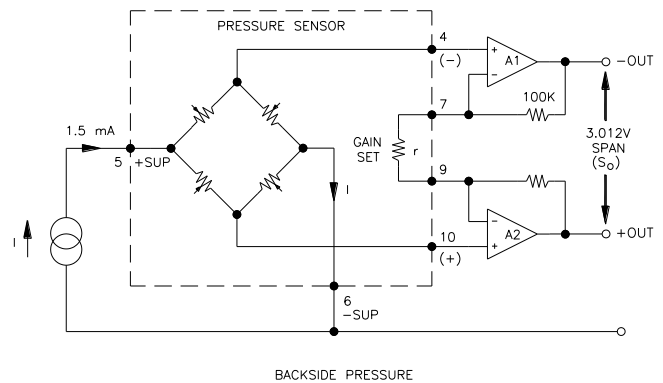
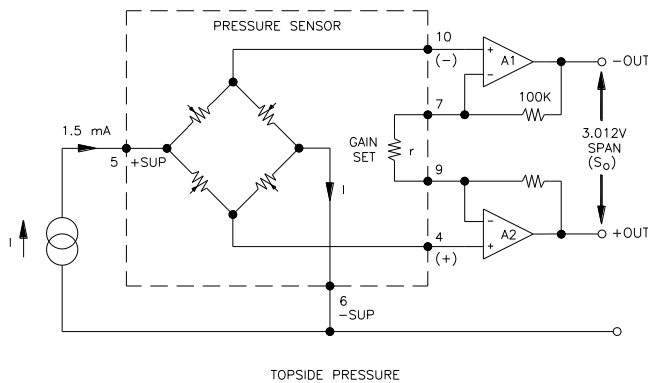
DIMENSIONS ARE IN INCHES [mm]



## CONNECTIONS

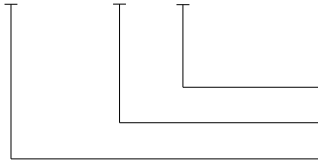


**APPLICATION SCHEMATIC**



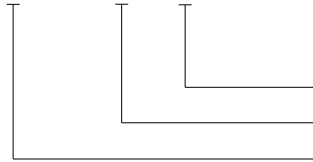
**ORDERING INFORMATION**

**23A - 015 G**



Type (G = Gage)  
Pressure Range  
Model

**33A - 015 D**



Type (D = Differential)  
Pressure Range  
Model

**NORTH AMERICA**

Measurement Specialties, Inc.,  
a TE Connectivity Company  
45738 Northport Loop West  
Fremont, CA 94538  
Tel: 1-800-767-1888  
Fax: 1-510-498-1578  
Sales: pfg.cs.amer@meas-spec.com

**EUROPE**

Measurement Specialties (Europe), Ltd.,  
a TE Connectivity Company  
26 Rue des Dames  
78340 Les Clayes-sous-Bois, France  
Tel: +33 (0) 130 79 33 00  
Fax: +33 (0) 134 81 03 59  
Sales: pfg.cs.emea@meas-spec.com

**ASIA**

Measurement Specialties (China), Ltd.,  
a TE Connectivity Company  
No. 26 Langshan Road  
Shenzhen High-Tech Park (North)  
Nanshan District, Shenzhen 518057  
China  
Tel: +86 755 3330 5088  
Fax: +86 755 3330 5099  
Sales: pfg.cs.asia@meas-spec.com

**TE.com/sensorsolutions**

Measurement Specialties, Inc., a TE Connectivity company.

Measurement Specialties, TE Connectivity, TE Connectivity (logo) and EVERY CONNECTION COUNTS are trademarks. All other logos, products and/or company names referred to herein might be trademarks of their respective owners.

The information given herein, including drawings, illustrations and schematics which are intended for illustration purposes only, is believed to be reliable. However, TE Connectivity makes no warranties as to its accuracy or completeness and disclaims any liability in connection with its use. TE Connectivity's obligations shall only be as set forth in TE Connectivity's Standard Terms and Conditions of Sale for this product and in no case will TE Connectivity be liable for any incidental, indirect or consequential damages arising out of the sale, resale, use or misuse of the product. Users of TE Connectivity products should make their own evaluation to determine the suitability of each such product for the specific application.

© 2015 TE Connectivity Ltd. family of companies All Rights Reserved.