

RoHS  
Compliant

## Features

- Metal of silicon rectifier, majority carrier conduction
- Trench schottky technology
- Low forward voltage drop, high efficiency
- High current capability
- High surge capacity
- Plastic package has UL flammability classification 94V-0
- For use in low voltage, high frequency inverters, free wheeling, switching power supplies, DC-DC converter, and polarity protection applications



## Mechanical Data

Case	: JEDEC DO-15 molded plastic
Polarity	: Colour band denotes cathode
Weight	: 0.04ounces, 1.1 grams
Mounting position	: Any

## Maximum Ratings And Electrical Characteristics

Rating at 25°C ambient temperature unless otherwise specified.  
Single phase, half wave, 60Hz, resistive or inductive load.  
For capacitive load, derate current by 20%

Characteristic	Symbol	Values	Unit		
<b>Maximum Ratings (T<sub>A</sub> = 25 °C unless otherwise noted)</b>					
Maximum Recurrent Peak Reverse Voltage	V <sub>RRM</sub>	100	V		
Maximum RMS Voltage	V <sub>RMS</sub>	70			
Maximum DC Blocking Voltage	V <sub>DC</sub>	100			
Maximum Average Forward Rectified Current	I(AV)	5	A		
Peak Forward Surge Current 8.3ms Single Half Sine-Wave Super Imposed on Rated Load	I <sub>FSM</sub>	35			
Peak repetitive reverse current at t <sub>p</sub> = 2μs, 1kHz	I <sub>RRM</sub>	2			
Operating Temperature Range	T <sub>J</sub>	-55 to +150	°C		
Storage Temperature Range	T <sub>STG</sub>	-55 to +175			
<b>Electrical Characteristics (T<sub>A</sub> = 25 °C unless otherwise noted)</b>					
Parameter / Conditions	Symbol	Typ	Max	Unit	
Breakdown voltage per diode	V <sub>BR</sub>	105 (minimum)	-	V	
Forward Voltage (Note1)	V <sub>F</sub>	I <sub>F</sub> =2.5A @T <sub>J</sub> =25°C	0.56		0.6
		I <sub>F</sub> =2.5A @T <sub>J</sub> =125°C	0.52		0.56
		I <sub>F</sub> =5A @T <sub>J</sub> =25°C	0.7		0.75
		I <sub>F</sub> =5A @T <sub>J</sub> =125°C	0.64		0.68
Maximum DC Reverse Current at Rated DC Bolcking Voltage	I <sub>R</sub>	20 20		μA mA	
Typical Junction Capacitance (Note 2)	C <sub>J</sub>	217		pF	

Thermal Characteristics (T <sub>A</sub> = 25 °C unless otherwise noted)			
Parameter	Symbol	Values	Unit
Thermal Resistance Per Diode (Note3)	R <sub>θJL</sub>	8	°C/W
Thermal Resistance Per Diode (Note4)	R <sub>θJC</sub>		

**Notes:**

1. 300µs pulse width, 2% duty cycle.
2. Measured at 1MHz and applied reverse voltage of 4V DC.
3. Thermal resistance junction to lead.
4. Thermal resistance junction to case.

## Rating and Characteristic Curves

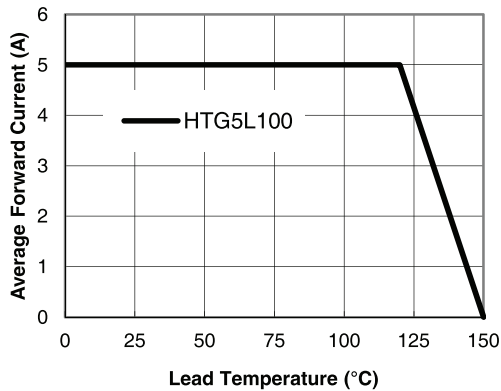


Figure 1. Forward Current Derating Curve

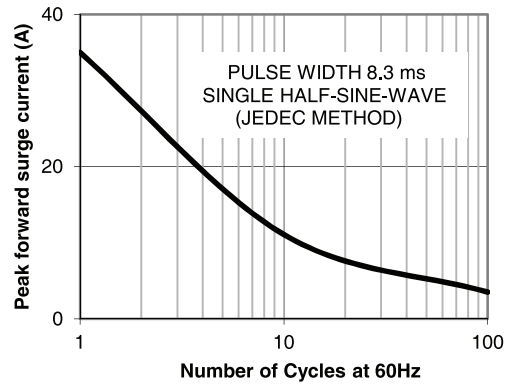


Figure 2. Maximum NON-Repetitive

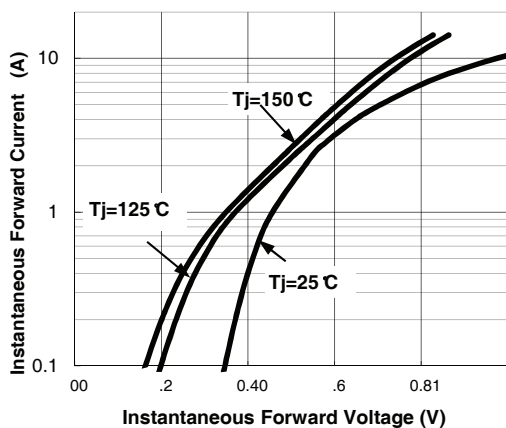


Figure 3. Typical Instantaneous Forward Characteristics Per Leg

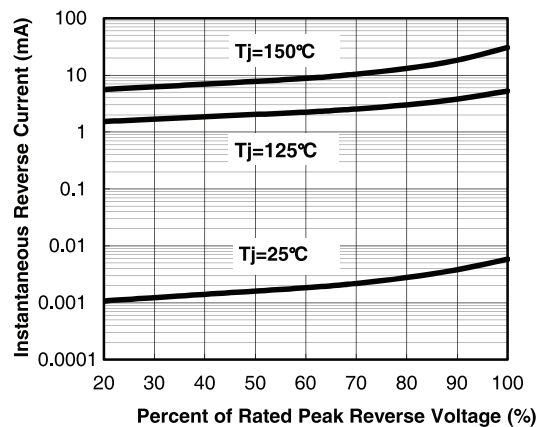


Figure 4. Typical Reverse Characteristics

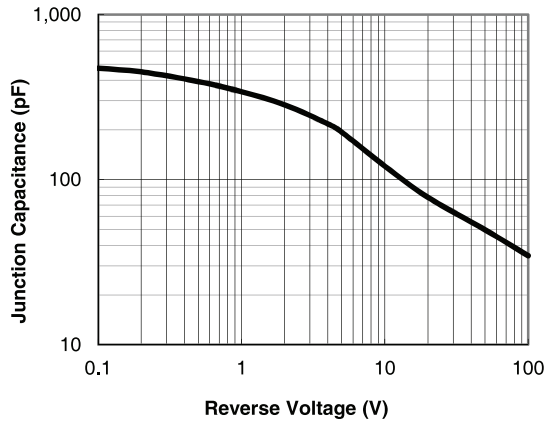


Figure 5. Typical Junction Capacitance

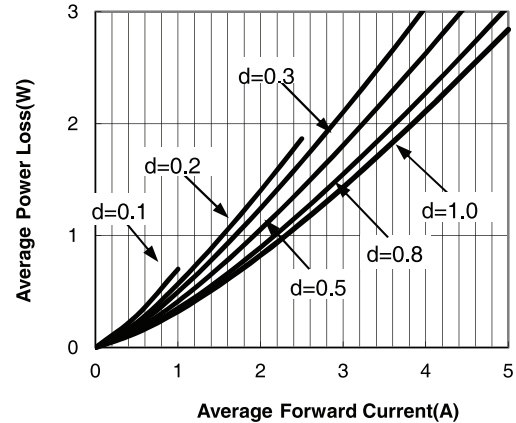
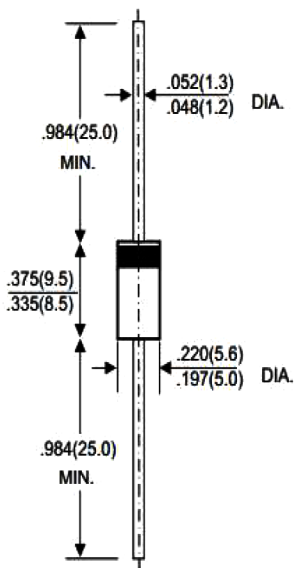


Figure 6. Forward Power Loss Characteristics

## Dimension:

**DO-27**



Dimensions : Inches (Millimetres)

## Part Number Table

Description	Part Number
Schottky Barrier Rectifier	HTG5L100

**Important Notice :** This data sheet and its contents (the "Information") belong to the members of the AVNET group of companies (the "Group") or are licensed to it. No licence is granted for the use of it other than for information purposes in connection with the products to which it relates. No licence of any intellectual property rights is granted. The Information is subject to change without notice and replaces all data sheets previously supplied. The Information supplied is believed to be accurate but the Group assumes no responsibility for its accuracy or completeness, any error in or omission from it or for any use made of it. Users of this data sheet should check for themselves the Information and the suitability of the products for their purpose and not make any assumptions based on information included or omitted. Liability for loss or damage resulting from any reliance on the Information or use of it (including liability resulting from negligence or where the Group was aware of the possibility of such loss or damage arising) is excluded. This will not operate to limit or restrict the Group's liability for death or personal injury resulting from its negligence. Multicomp Pro is the registered trademark of Premier Farnell Limited 2019.