Glass Passivated
Bridge Rectifier

multicomp PRO



Features:

- Surge overload rating -40 amperes peak
- Ideal for printed circuit board
- Reliable low cost construction utilizing molded plastic technique results in expensive product

Mechanical Data:

Mounting Position : Any
Reverse Voltage : 50 to 800 Volts
Forward Current : 1.5 Amperes

Maximum Ratings and Electrical Characteristics:

Rating at 25°C ambient temperature unless otherwise specified.
Single phase, half wave, 60Hz, resistive or inductive load.
For capacitive load, derate current by 20%.

Characteristics	Symbol	W005G	W01G	W02G	W04G	W06G	W08G	Unit
Max. Recurrent Peak Reverse Voltage	V_{RRM}	50	100	200	400	600	800	V
Max. RMS Voltage	V_{RMS}	35	70	140	280	420	560	V
Max. DC Blocking Voltage	V_{DC}	50	100	200	400	600	800	V
Max. Average Forward Rectified Current @ T_A = 25°C	$I_{(AV)}$	1.5						A
Peak Forward Surge Current, 8.3ms Single Half Sine-wave Superimposed on Rated Load	I_{FSM}	40						A
I^2t Rating for Fusing (t<8.3ms)	I^2t	6.64						A^2s
Max. Forward Voltage Drop Per Element at 1.5A Peak	V_F	1.1						V
Max. Reverse Current at Rated Rated DC Blocking Voltage T_J = 25°C T_J = 100°C	I_R	10 1						µA mA
Operating Temperature Range	T_J	-55 to +150						°C
Storage Temperature Range	T_{STG}	-55 to +150						°C

Notes:

1. Measured with I_F = 0.5A, I_R = 1A, I_{RR} = 0.25A.
2. Measured at 1MHz and applied reverse voltage of 4.0V DC
3. Thermal resistance junction to ambient
4. The typical data above is for reference only

Ratings and Characteristic Curves

FIG.1-MXIMUM NON-REPETITIVE SURGE CURRENT

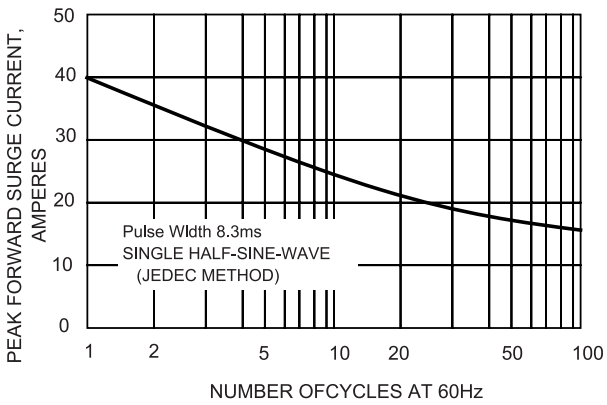

FIG.2-DERATING CURVE OUTPUT RECTIFIED CURRENT

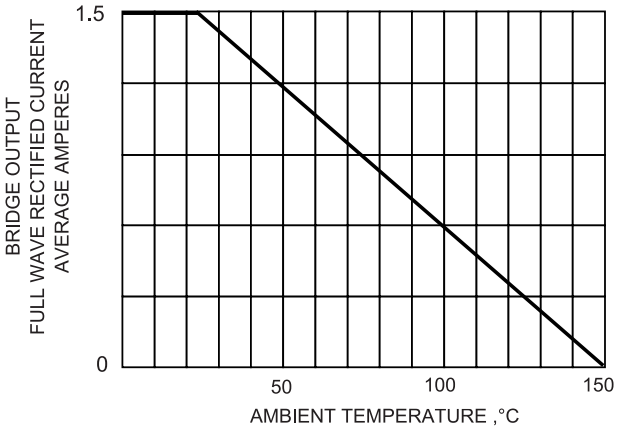

FIG.3-TYPICAL FORWARD CHARACTERISTICS

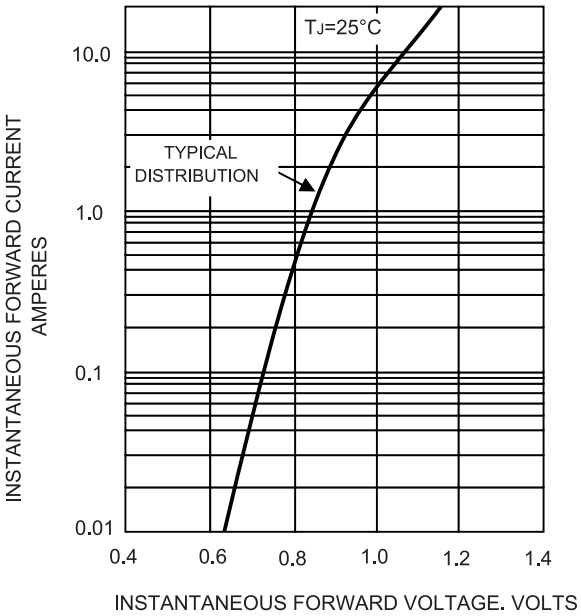

FIG.4-TYPIACL REVERSE CHARACTERISTICS

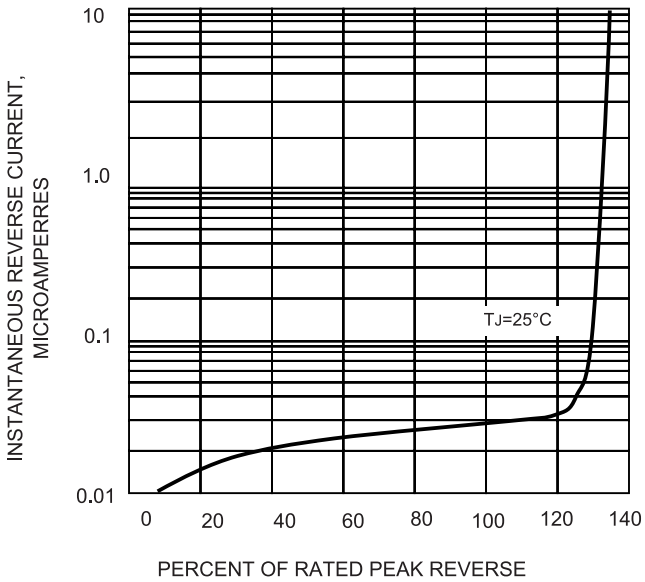

Glass Passivated
Bridge Rectifier

multicomp PRO

Dimensions:

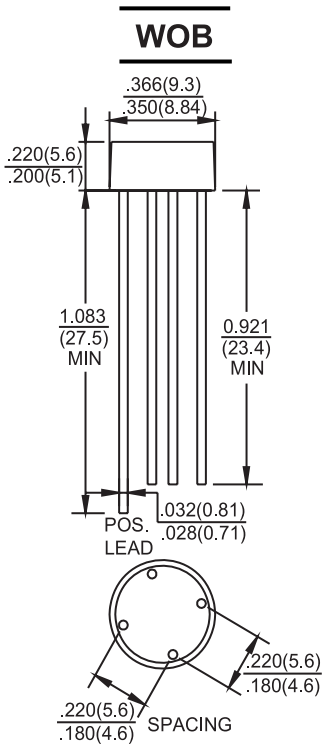

Dimensions : Inches (Millimetres)

Part Number Table

Description	Part Number
Glass Passivated Bridge Rectifier, 1.5A 100V	W01G
Glass Passivated Bridge Rectifier, 1.5A 200V	W02G
Glass Passivated Bridge Rectifier, 1.5A 400V	W04G
Glass Passivated Bridge Rectifier, 1.5A 600V	W06G
Glass Passivated Bridge Rectifier, 1.5A 800V	W08G
Glass Passivated Bridge Rectifier, 1.5A 50V	W005G

Important Notice : This data sheet and its contents (the “Information”) belong to the members of the AVNET group of companies (the “Group”) or are licensed to it. No licence is granted for the use of it other than for information purposes in connection with the products to which it relates. No licence of any intellectual property rights is granted. The Information is subject to change without notice and replaces all data sheets previously supplied. The Information supplied is believed to be accurate but the Group assumes no responsibility for its accuracy or completeness, any error in or omission from it or for any use made of it. Users of this data sheet should check for themselves the Information and the suitability of the products for their purpose and not make any assumptions based on information included or omitted. Liability for loss or damage resulting from any reliance on the Information or use of it (including liability resulting from negligence or where the Group was aware of the possibility of such loss or damage arising) is excluded. This will not operate to limit or restrict the Group’s liability for death or personal injury resulting from its negligence. Multicomp Pro is the registered trademark of Premier Farnell Limited 2019.